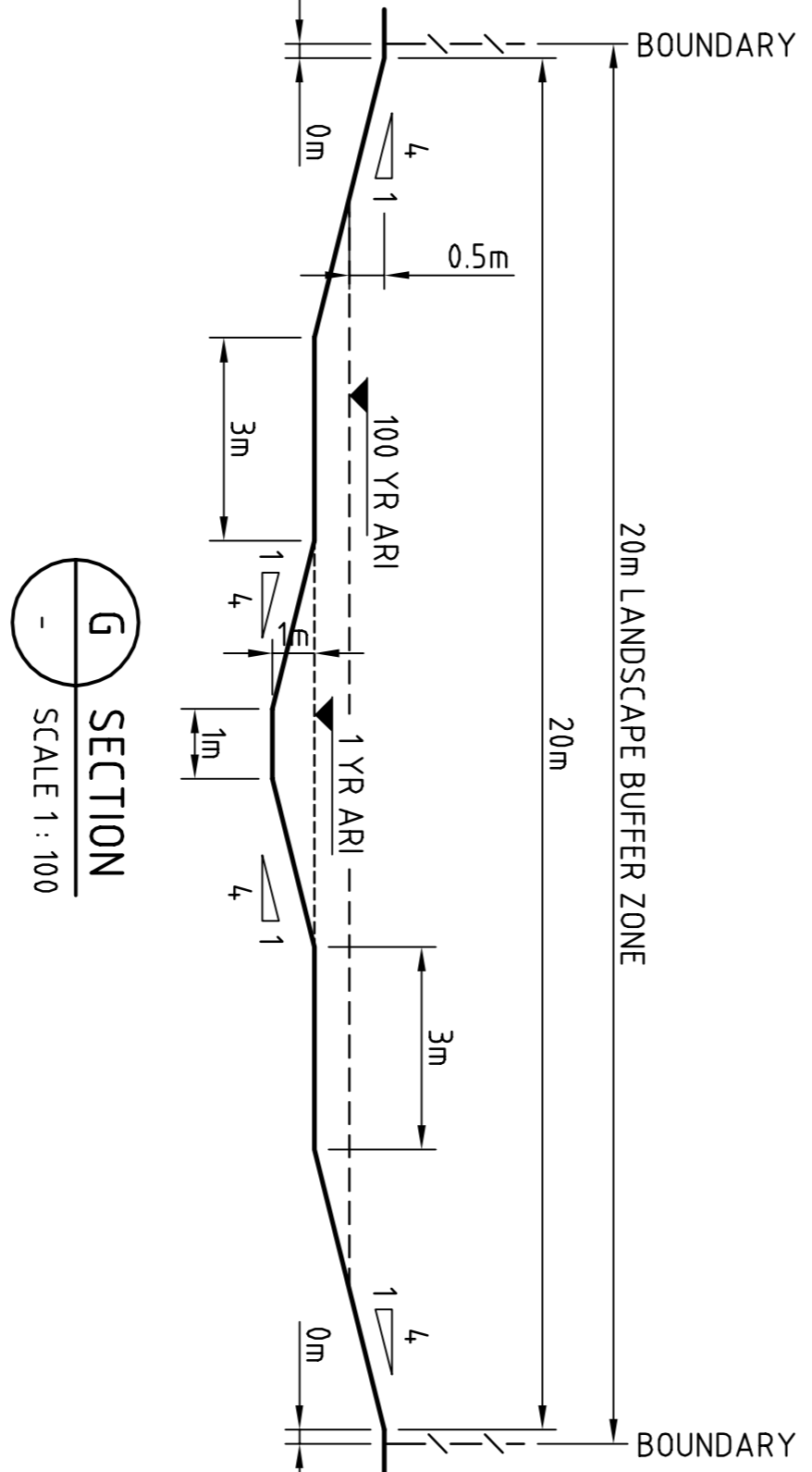
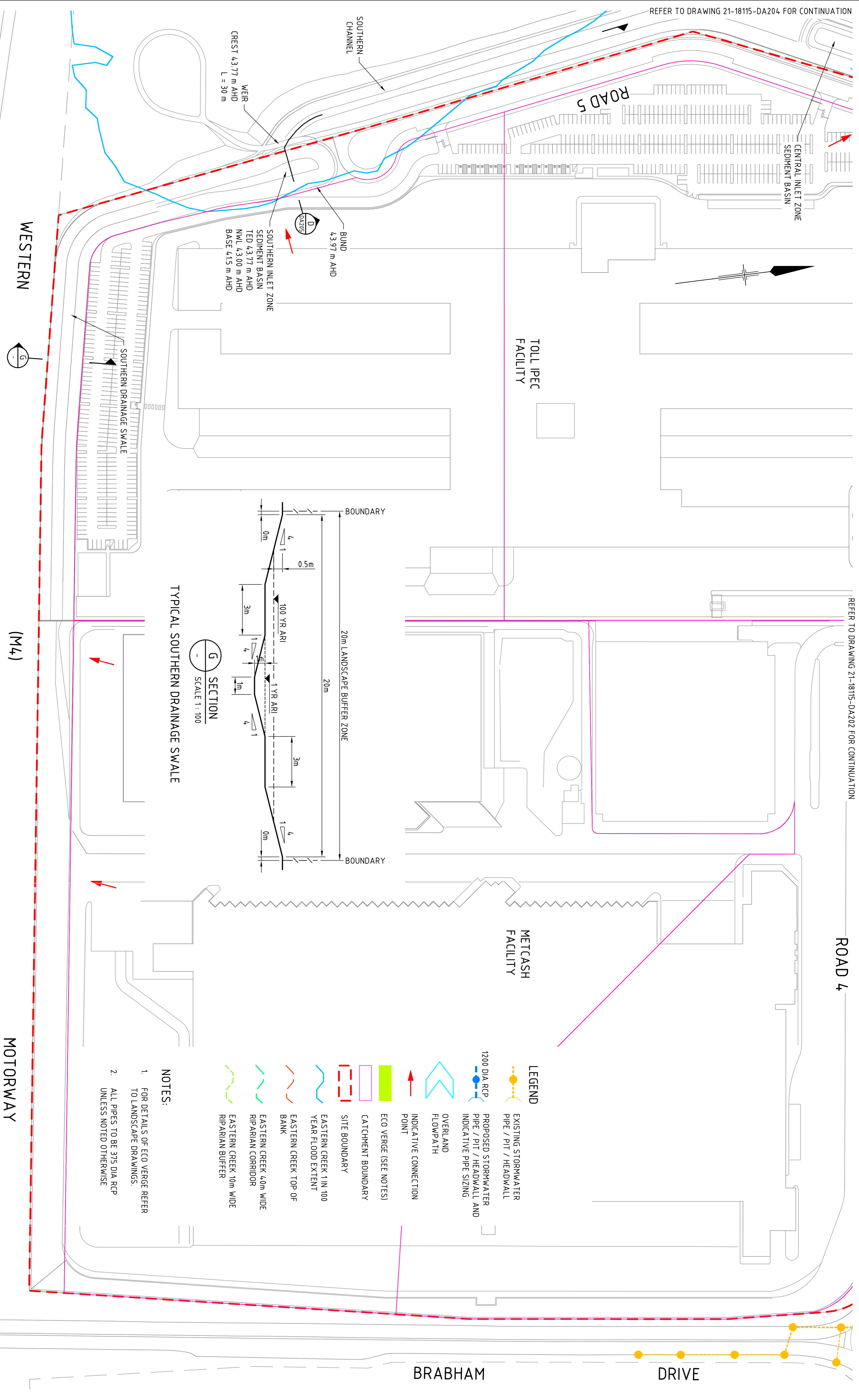


REFER TO DRAWING 21-18115-DA204 FOR CONTINUATION

REFER TO DRAWING 21-18115-DA202 FOR CONTINUATION




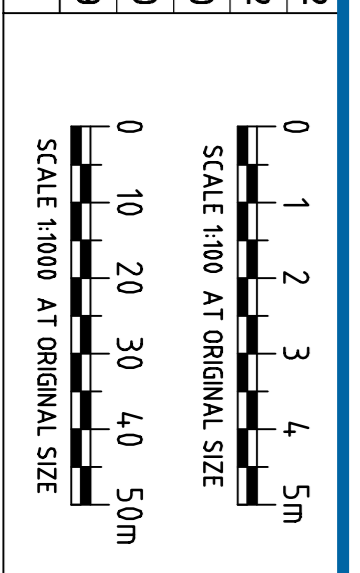
LEGEND

- EXISTING STORMWATER PIPE / PIT / HEADWALL
- PROPOSED STORMWATER PIPE / PIT / HEADWALL AND INDICATIVE PIPE SIZING
- 1200 DIA RCP
- OVERLAND FLOWPATH
- INDICATIVE CONNECTION POINT
- ECO VERGE (SEE NOTES)
- CATCHMENT BOUNDARY
- SITE BOUNDARY
- EASTERN CREEK 1 IN 100 YEAR FLOOD EXTENT
- EASTERN CREEK TOP OF BANK
- EASTERN CREEK 4.0m WIDE RIPARIAN CORRIDOR
- EASTERN CREEK 10m WIDE RIPARIAN BUFFER

NOTES:

1. FOR DETAILS OF ECO VERGE REFER TO LANDSCAPE DRAWINGS.
2. ALL PIPES TO BE 375 DIA RCP UNLESS NOTED OTHERWISE

No.	Revision	Note	Drawn	Checked	Project Director	Date
A	CONCEPT DESIGN TO ACCOMPANY DEVELOPMENT APPLICATION	SA	CM*	CM*	08/07/09	
B	CONCEPT DESIGN REVISED TO REFERENCE METCASH APPLICATION	SA	CM*	CM*	15/09/10	
C	CONCEPT DESIGN REVISED TO SHOW METCASH DETAILS	LD	CM*	CM*	29/11/10	
D	CONCEPT DESIGN TO ACCOMPANY STW APPLICATION	SA	AM*	CM*	01/11/12	
E	CONCEPT DESIGN REVISED TO INCLUDE TOLL IPEC CHANGES	SA	AM*	CM*	06/11/12	



Level 6, 20 Smith Street Parramatta NSW 2150 Australia
 PO Box 789 Parramatta NSW 2124
 T 61 2 8898 8800 F 61 2 8898 8810
 E sydney@ghd.com W www.ghd.com

DO NOT SCALE		Drawn	Designer
Conditions of Use: This document may only be used by GHD's client (and any other person who has been authorised to do so) for the purposes for which it was prepared and must not be used by any other person or for any other purpose.		S. ATKINS	F. CARROZZA
Date	Approved (Project Director)	Scale	AS SHOWN

Client: **GOODMAN BUNGARIBEE ESTATE - HUNTINGWOOD WEST**
 Project: **STORMWATER DRAINAGE WORKS**
 Title: **PLAN - SHEET 2 OF 3**
 Drawing No: **21-18115-DA203**
 Rev: **E**