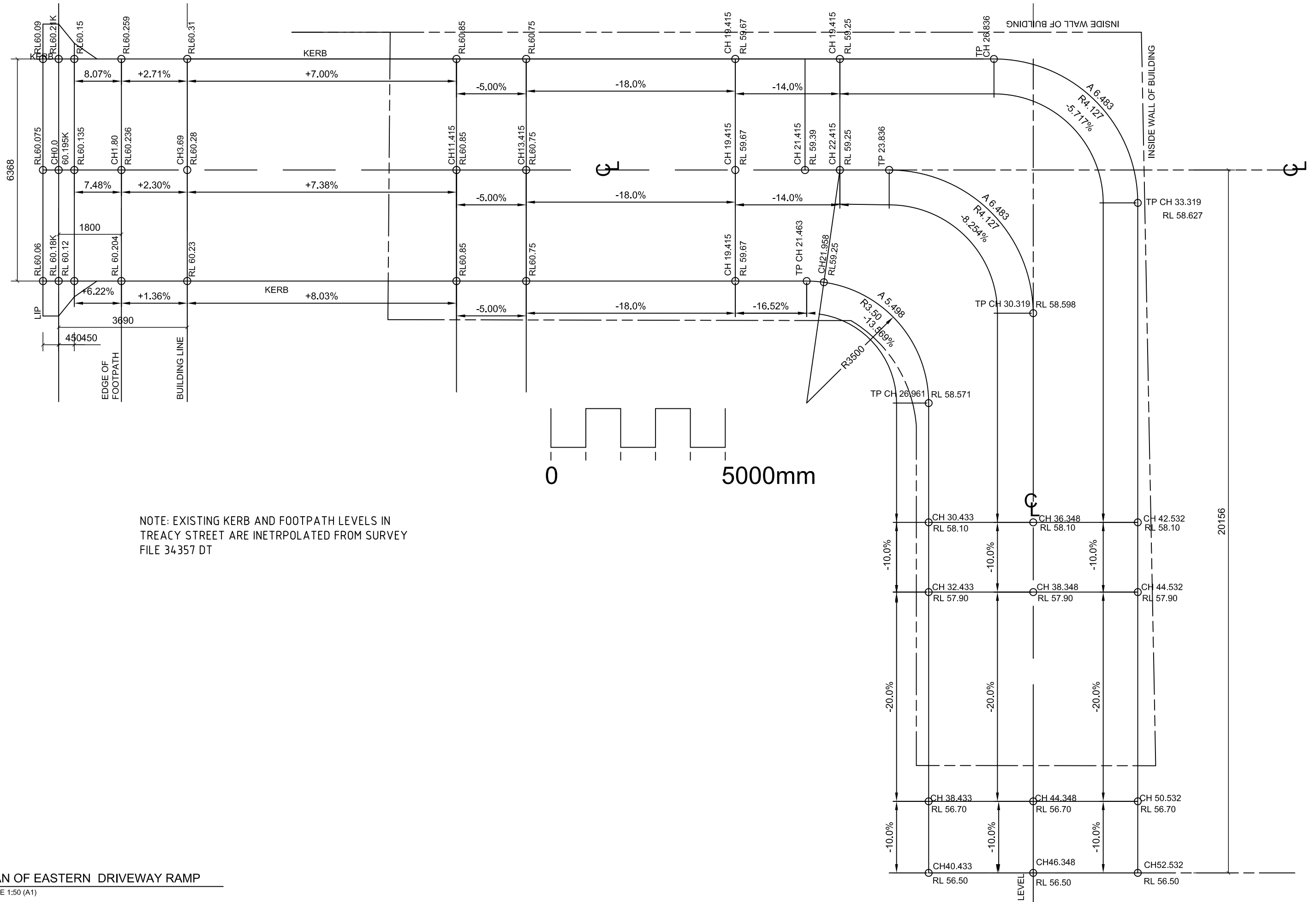


APPENDIX D



NOTE: EXISTING KERB AND FOOTPATH LEVELS IN TREACY STREET ARE INETRPOLATED FROM SURVEY FILE 34357 DT

PLAN OF EASTERN DRIVEWAY RAMP
SCALE 1:50 (A1)

No.	DATE	APPD

SURVEY BY:	
DATUM:	
A.H.D.	COPYRIGHT THIS DRAWING IS THE PROPERTY OF LYLE MARSHALL AND ASSOCIATES P/L AND MAY ONLY BE USED FOR THE PURPOSE FOR WHICH IT WAS COMMISSIONED & IN ACCORDANCE WITH THE TERMS OF ENGAGEMENT FOR THAT COMMISSION. UNAUTHORISED USE OF THIS DRAWING IS PROHIBITED.

LYLE MARSHALL & ASSOCIATES PTY. LTD.
CONSULTING ENGINEERS, TRANSPORTATION, ENVIRONMENTAL PLANNERS & ARCHITECTS

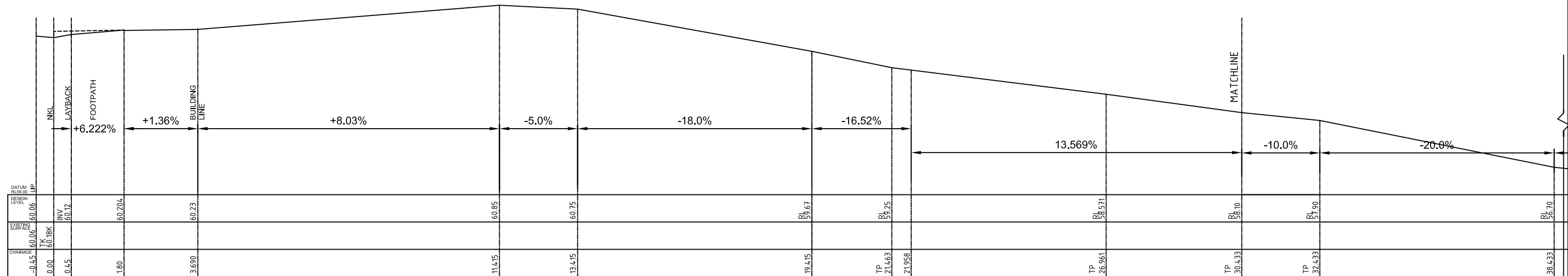
SUITE 8
871 PACIFIC HIGHWAY
CHATSWOOD N.S.W 2067

phone: (02) 9419 8191
faxsimile: (02) 9419 8107
email: lylemarshall@ozemail.com.au



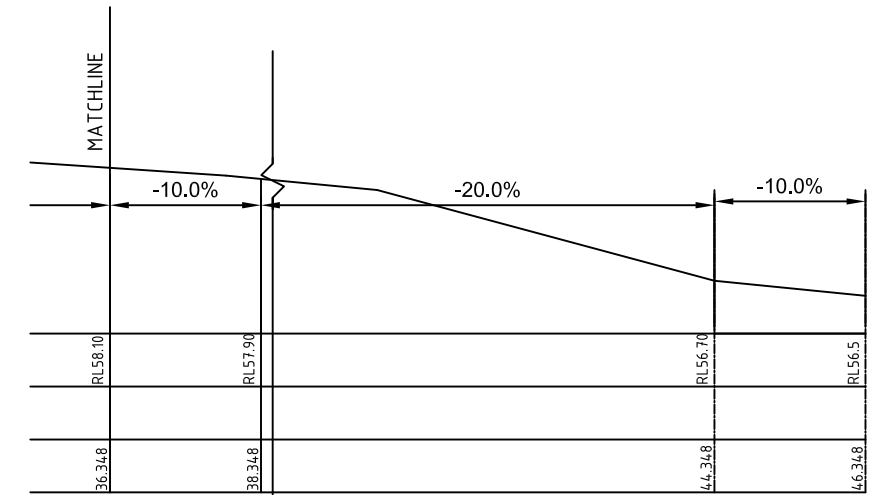
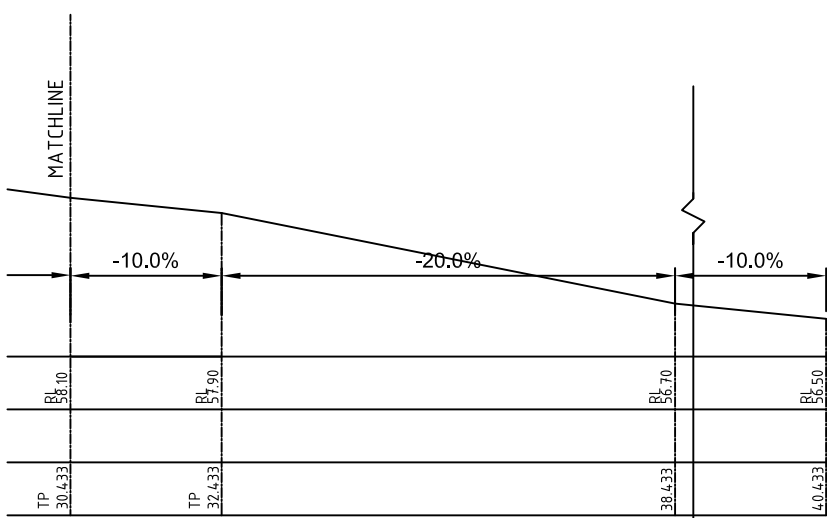
CLIENT:	21-35 TREACY STREET HURSTVILLE
21-35 TREACY STREET-ULTIMATE DEVELOPMENT PLAN OF EASTERN DRIVEWAY TO BASEMENT CAR PARKS	

SCALE	PASSED	DATE FIRST ISSUED
1:50(A1):100(A3)		APRIL 2013
DESIGN	LMA	SHEET No. 1 OF 4
DRAWN	EMMC	
CHECKED	GLM	DRAWING No. 1128-13



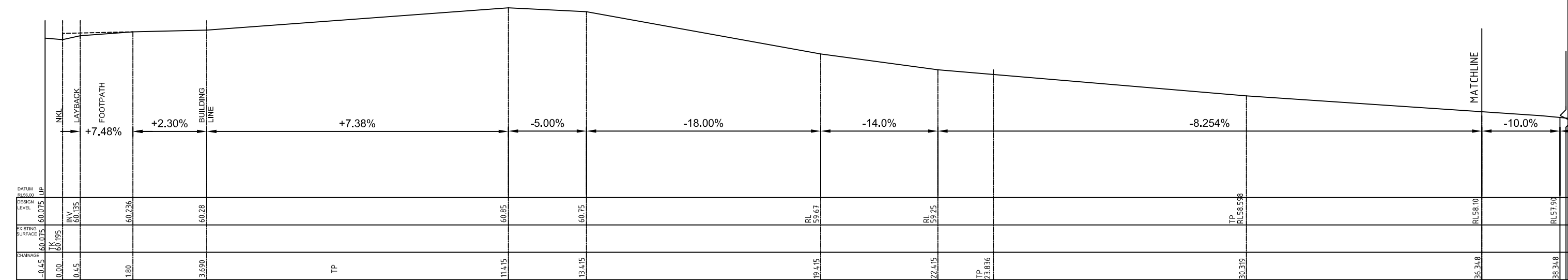
LONGITUDINAL SECTION SERVICE DRIVEWAY INSIDE EDGE

SCALE 1:50 (A1)



LONGITUDINAL SECTION -EASTERN DRIVEWAY INSIDE EDGE-PART 2

SCALE 1:50 (A1)



LONGITUDINAL SECTION -EASTERN DRIVEWAY CENTRELINE-PART 2

SCALE 1:50 (A1)

LONGITUDINAL SECTION EASTERN DRIVEWAY CENTRE LINE

SCALE 1:50 (A1)

No.	DATE	APPD

SURVEY BY: **BARRIE GREEN AND ASSOCIATES**
 REGISTERED SURVEYORS & PLANNERS
 PO BOX 3342 DURAL NSW 2158
 Ph: (02) 9651 2921 Fx: (02) 9651 2501 BGS@barriegreen.com.au

DATUM: **A.H.D.**

COPYRIGHT
 THIS DRAWING IS THE PROPERTY OF LYLE MARSHALL AND ASSOCIATES P/L
 AND MAY ONLY BE USED FOR THE PURPOSE FOR WHICH IT WAS COMMISSIONED
 & IN ACCORDANCE WITH THE TERMS OF ENGAGEMENT FOR THAT COMMISSION.
 UNAUTHORISED USE OF THIS DRAWING IS PROHIBITED.

LYLE MARSHALL & ASSOCIATES PTY. LTD.
 CONSULTING ENGINEERS, TRANSPORTATION, ENVIRONMENTAL PLANNERS & ARCHITECTS

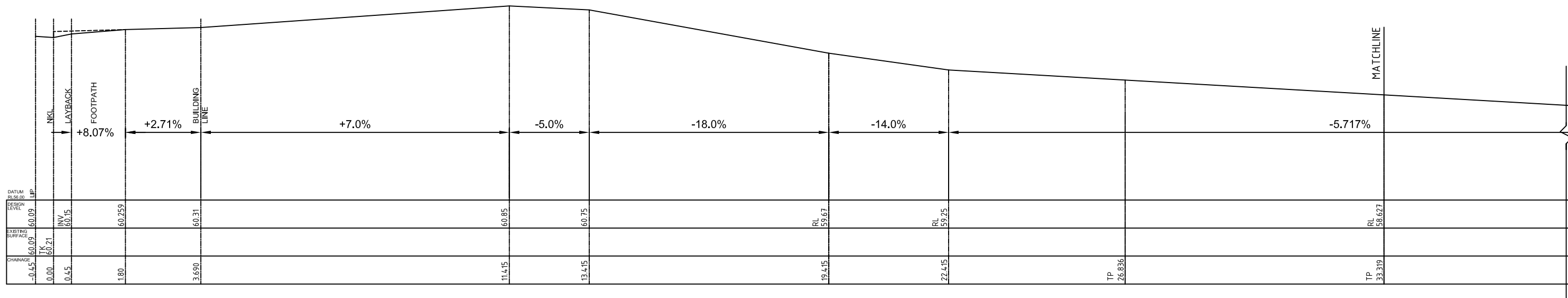
SUITE 8
 871 PACIFIC HIGHWAY
 CHATSWOOD N.S.W 2067

phone: (02) 9419 8191
 faxsimile: (02) 9419 8107
 email: lylemarshall@ozemail.com.au

CLIENT: 21-35 TREACY STREET HURSTVILLE

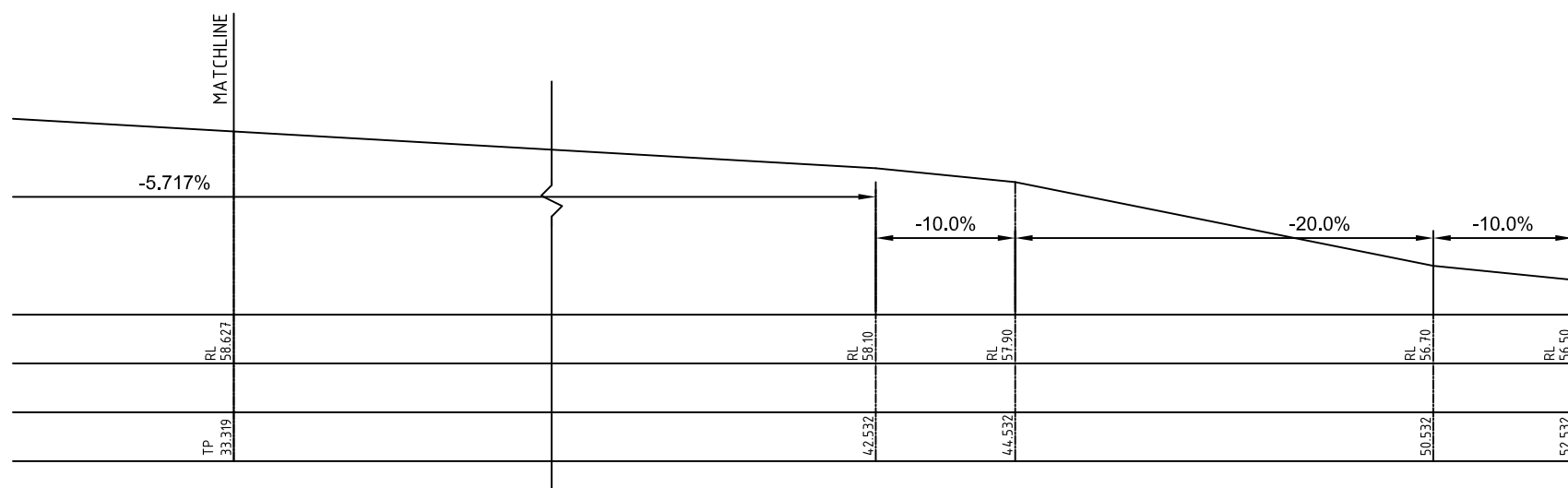
21-35 TREACY STREET-ULTIMATE DEVELOPMENT
 LONGITUDINAL SECTIONS OF EASTERN DRIVEWAY

SCALE	PASSED	DATE FIRST ISSUED
1:50(A1):100(A3)		APRIL 2013
DESIGN LMA	SHEET No. 2	DRAWING No. 1128-13
DRAWN EMMC	OF 4	
CHECKED GLM		



LONGITUDINAL SECTION EASTERN DRIVEWAY OUTER EDGE

SCALE 1:50 (A1)



LONGITUDINAL SECTION EASTERN DRIVEWAY OUTER EDGE-PART 2

SCALE 1:50 (A1)

No.	DATE	APPD

SURVEY BY: **BARRIE GREEN AND ASSOCIATES**
 REGISTERED SURVEYORS & PLANNERS
 PO BOX 3342 DURAL NSW 2158
 PH: (02) 9651 2921 FX: (02) 9651 2501 BGS@barriegreen.com.au

DATUM: **A.H.D.**

COPYRIGHT
 THIS DRAWING IS THE PROPERTY OF LYLE MARSHALL AND ASSOCIATES P/L
 AND MAY ONLY BE USED FOR THE PURPOSE FOR WHICH IT WAS COMMISSIONED
 & IN ACCORDANCE WITH THE TERMS OF ENGAGEMENT FOR THAT COMMISSION.
 UNAUTHORISED USE OF THIS DRAWING IS PROHIBITED.

LYLE MARSHALL & ASSOCIATES PTY. LTD.
 CONSULTING ENGINEERS, TRANSPORTATION, ENVIRONMENTAL PLANNERS & ARCHITECTS

SUITE 8
 871 PACIFIC HIGHWAY
 CHATSWOOD N.S.W 2067

phone: (02) 9419 8191
 faxsimile: (02) 9419 8107
 email: lylemarshall@ozemail.com.au

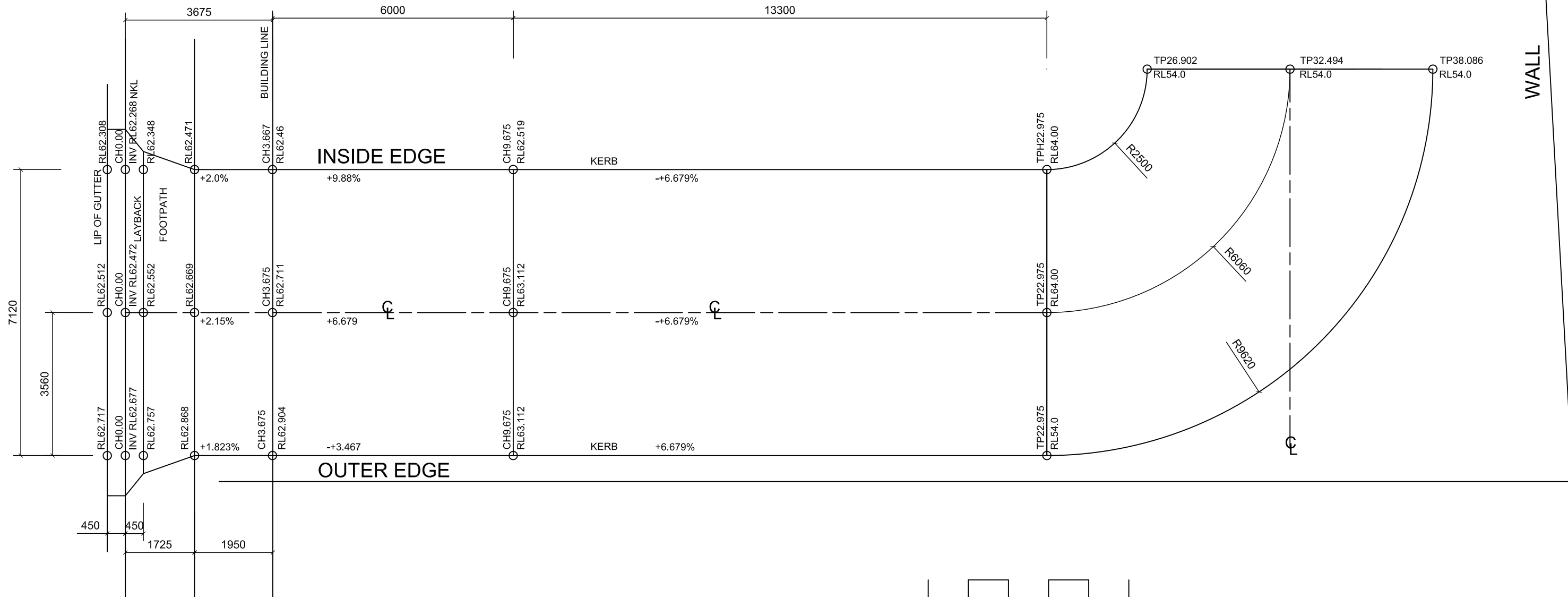
CLIENT: 21-35 TREACY STREET HURSTVILLE

SCALE: 1:50(A1):100(A3)

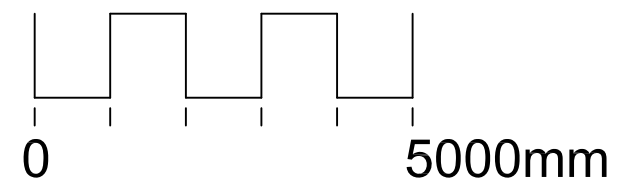
21-35 TREACY STREET-ULTIMATE DEVELOPMENT
 LONGITUDINAL SECTIONS OF EASTERN DRIVEWAY

SCALE	PASSED	DATE FIRST ISSUED
1:50(A1):100(A3)		MAY 2012
DESIGN	LMA	SHEET No. 3 OF 4
DRAWN	EMMC	
CHECKED	GLM	
		DRAWING No. 1128-13

TREACY STREET



NOTE: EXISTING KERB AND FOOTPATH LEVELS IN TREACY STREET ARE INTERPOLATED FROM SURVEY FILE 34357DT



NORTH

PLAN OF WESTERN DRIVEWAY
SCALE 1:50 (A1)

No.	DATE	APPD

SURVEY BY: BARRIE GREEN AND ASSOCIATES REGISTERED SURVEYORS & PLANNERS PO BOX 3342 DURAL NSW 2158 PH: (02) 9651 2921 FX: (02) 9651 2501 BGS@barriegreen.com.au	
DATUM: A.H.D.	COPYRIGHT THIS DRAWING IS THE PROPERTY OF LYLE MARSHALL AND ASSOCIATES P/L AND MAY ONLY BE USED FOR THE PURPOSE FOR WHICH IT WAS COMMISSIONED & IN ACCORDANCE WITH THE TERMS OF ENGAGEMENT FOR THAT COMMISSION. UNAUTHORISED USE OF THIS DRAWING IS PROHIBITED.

LYLE MARSHALL & ASSOCIATES PTY. LTD.
CONSULTING ENGINEERS, TRANSPORTATION, ENVIRONMENTAL PLANNERS & ARCHITECTS

SUITE 8
871 PACIFIC HIGHWAY
CHATSWOOD N.S.W 2067

phone: (02) 9419 8191
faxsimile: (02) 9419 8107
email: lylemarshall@ozemail.com.au



CLIENT: 21-35 TREACY STREET HURSTVILLE	
21-35 TREACY STREET-ULTIMATE DEVELOPMENT PLAN OF WESTERN DRIVEWAY	

SCALE 1:50(A1):100(A3)	PASSED	DATE FIRST ISSUED APRIL 2013
DESIGN LMA	SHEET No. 4	DRAWING No. 1128-13
DRAWN EMMC	OF 4	
CHECKED GLM		