









STORMWATER MANAGEMENT



-  SOFTSCAPE AREA - PERMEABLE SURFACE
-  HARDSCAPE AREAS - SEMI PERMEABLE SURFACE
-  HARDSCAPE AREAS - NON PERMEABLE SURFACE
-  ROOF AREAS - RAIN WATER CAPTURE
-  WATER ELEMENT
-  BIO SWALE AREA
-  STORMWATER RUN-OFF TO COLLECTORS
-  PROPOSED POSITION FOR WATER TANK/ STORAGE