


Discovery Point, Wollie Creek
Concept Plan
Stages 11-13
Indicative Design Scheme
Level 1 Plan



THIS DRAWING HAS BEEN PREPARED IN ACCORDANCE WITH DISCOVERY POINT CONCEPT PLAN URBAN DESIGN GUIDELINES.
Check all dimensions and site conditions prior to commencement of any work, the purchase or ordering of any materials, fittings, plant, services or equipment and the preparation of shop drawings and/or the fabrication of any components.
Do not scale drawings - refer to figured dimensions only. Any discrepancies shall immediately be referred to the architect for clarification.
All drawings may not be reproduced or distributed without prior permission from the architect.

A	08.04.14	FOR INFORMATION ONLY	KW	MA
Revision	Date	Description	Initial	Checked

Scale	1:250 @ A1, 1:500 @ A3
Drawn	KW
Checked	MA
Project No.	PROJ NUMBER.F
Status	PLANNING
Plot Date	8/4/2014 11:17:48 AM
Plot File	S:\11100-11199\11191_australand_wolliecreek\F_bldg11_13\00_...
Drawing No.	A11.001[A]
Revision	

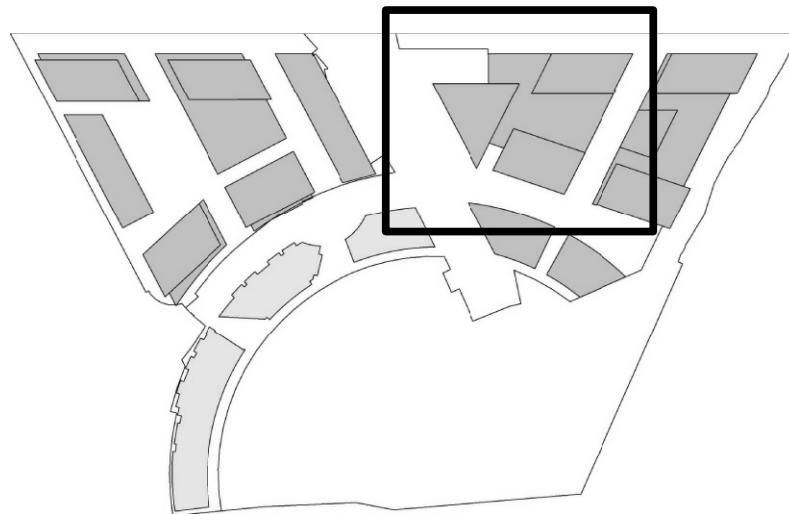
FOR INFORMATION
NOT FOR APPROVAL

Sydney 1/243 Liverpool Street
East Sydney NSW 2010 Australia
T 02 8354 5100 F 02 8354 5199
email syd@batesmart.com.au
http://www.batesmart.com.au

Melbourne 1 Nicholson Street
Melbourne VIC 3000 Australia
T 03 8664 6200 F 03 8664 6300
email melb@batesmart.com.au
http://www.batesmart.com.au

Bates Smart Pty Ltd ABN 70 004 999 400





Discovery Point, Wollie Creek
Concept Plan
Stages 11-13
Indicative Design Scheme
Level 2 Plan



THIS DRAWING HAS BEEN PREPARED IN ACCORDANCE WITH DISCOVERY POINT CONCEPT PLAN URBAN DESIGN GUIDELINES.
Check all dimensions and site conditions prior to commencement of any work, the purchase or ordering of any materials, fittings, plant, services or equipment and the preparation of shop drawings and/or the fabrication of any components.
Do not scale drawings - refer to figured dimensions only. Any discrepancies shall immediately be referred to the architect for clarification.
All drawings may not be reproduced or distributed without prior permission from the architect.

A	08.04.14	FOR INFORMATION ONLY	KW	MA
Revision	Date	Description	Initial	Checked

Scale	1:250 @ A1, 1:500 @ A3
Drawn	KW
Checked	MA
Project No.	PROJ NUMBER.F
Status	PLANNING
Plot Date	8/4/2014 11:17:50 AM
Plot File	S:\11100-11199\11191_australand_wolliecreek\F_bldg11_13\00_...
Drawing No.	A11.002[A]
Revision	

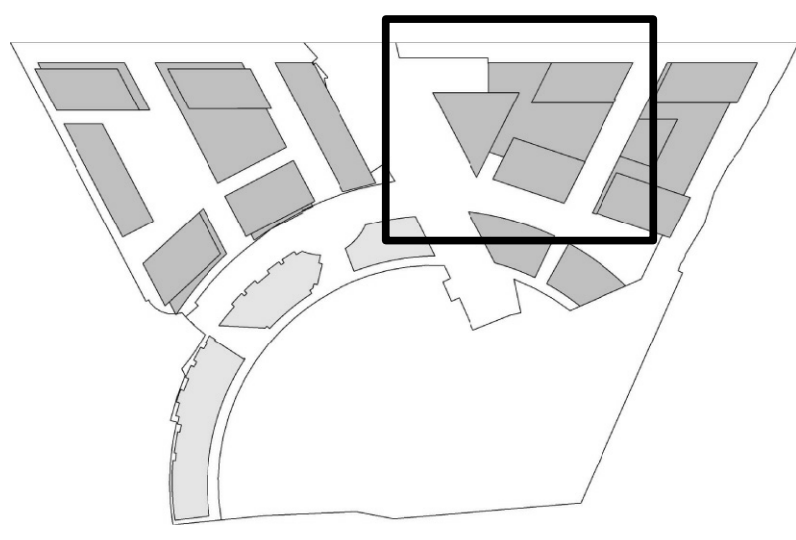
FOR INFORMATION
NOT FOR APPROVAL

Sydney 1/243 Liverpool Street
East Sydney NSW 2010 Australia
T 02 8354 5100 F 02 8354 5199
email syd@batesmart.com.au
http://www.batesmart.com.au

Melbourne 1 Nicholson Street
Melbourne VIC 3000 Australia
T 03 8664 6200 F 03 8664 6300
email melb@batesmart.com.au
http://www.batesmart.com.au

Bates Smart Pty Ltd ABN 70 004 999 400

BATESSMART




Discovery Point, Wollie Creek
Concept Plan

Stages 11-13
Indicative Design Scheme
Level 3 Plan

THIS DRAWING HAS BEEN PREPARED IN ACCORDANCE WITH DISCOVERY POINT CONCEPT PLAN URBAN DESIGN GUIDELINES.
Check all dimensions and site conditions prior to commencement of any work, the purchase or ordering of any materials, fittings, plant, services or equipment and the preparation of shop drawings and/or the fabrication of any components.
Do not scale drawings - refer to figured dimensions only. Any discrepancies shall immediately be referred to the architect for clarification.
All drawings may not be reproduced or distributed without prior permission from the architect.

A	08.04.14	FOR INFORMATION ONLY	KW	MA
Revision	Date	Description	Initial	Checked



Scale	1:250 @ A1, 1:500 @ A3
Drawn	KW
Checked	MA
Project No.	PROJ NUMBER.F
Status	PLANNING
Plot Date	8/4/2014 11:17:54 AM
Plot File	S:\11100-11199\11191_australand_wolliecreek\F_bldg11_13\00_...
Drawing No.	A11.003[A]
Revision	

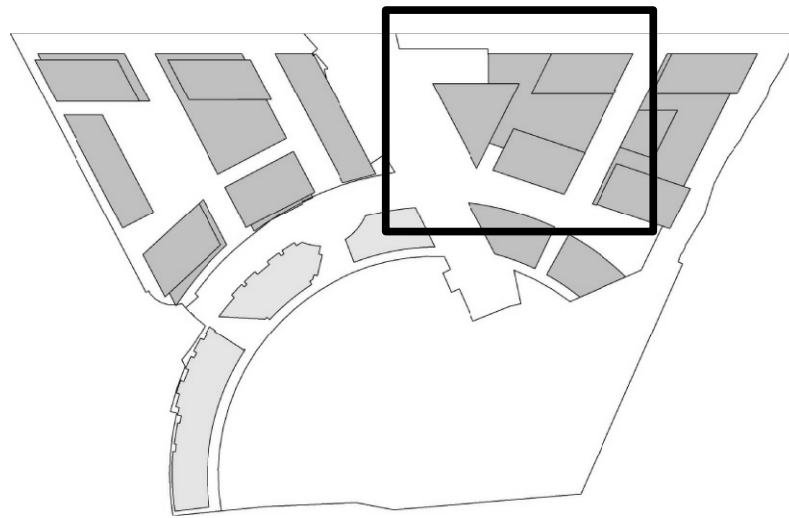
FOR INFORMATION
NOT FOR APPROVAL

Sydney 1/243 Liverpool Street
East Sydney NSW 2010 Australia
T 02 8354 5100 F 02 8354 5199
email syd@batesmart.com.au
http://www.batesmart.com.au

Melbourne 1 Nicholson Street
Melbourne VIC 3000 Australia
T 03 8664 6200 F 03 8664 6300
email melb@batesmart.com.au
http://www.batesmart.com.au

Bates Smart Pty Ltd ABN 70 004 999 400





Discovery Point, Wollie Creek
Concept Plan
Stages 11-13
Indicative Design Scheme
Level 4 Plan



THIS DRAWING HAS BEEN PREPARED IN ACCORDANCE WITH DISCOVERY POINT CONCEPT PLAN URBAN DESIGN GUIDELINES.
Check all dimensions and site conditions prior to commencement of any work, the purchase or ordering of any materials, fittings, plant, services or equipment and the preparation of shop drawings and/or the fabrication of any components.
Do not scale drawings - refer to figured dimensions only. Any discrepancies shall immediately be referred to the architect for clarification.
All drawings may not be reproduced or distributed without prior permission from the architect.

A	08.04.14	FOR INFORMATION ONLY	KW	MA
Revision	Date	Description	Initial	Checked

Scale	1:250 @ A1, 1:500 @ A3
Drawn	KW
Checked	MA
Project No.	PROJ NUMBER.F
Status	PLANNING
Plot Date	8/4/2014 11:17:57 AM
Plot File	S:\11100-11199\11191_australand_wolliecreek\F_bldg11_13\00_...
Drawing No.	A11.004[A]
Revision	

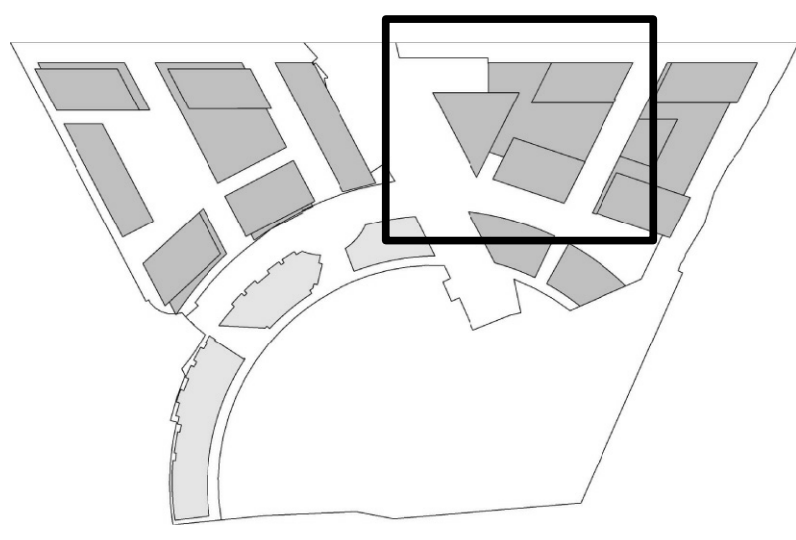
FOR INFORMATION
NOT FOR APPROVAL

Sydney 1/243 Liverpool Street
East Sydney NSW 2010 Australia
T 02 8354 5100 F 02 8354 5199
email syd@batesmart.com.au
http://www.batesmart.com.au

Melbourne 1 Nicholson Street
Melbourne VIC 3000 Australia
T 03 8664 6200 F 03 8664 6300
email melb@batesmart.com.au
http://www.batesmart.com.au

Bates Smart Pty Ltd ABN 70 004 999 400


BATESSMART



A	08.04.14	FOR INFORMATION ONLY	KW	MA
Revision	Date	Description	Initial	Checked

Discovery Point, Wollie Creek
Concept Plan
Stages 11-13
Indicative Design Scheme
Level 5 Plan

THIS DRAWING HAS BEEN PREPARED IN ACCORDANCE WITH DISCOVERY POINT CONCEPT PLAN URBAN DESIGN GUIDELINES.
Check all dimensions and site conditions prior to commencement of any work, the purchase or ordering of any materials, fittings, plant, services or equipment and the preparation of shop drawings and/or the fabrication of any components.
Do not scale drawings - refer to figured dimensions only. Any discrepancies shall immediately be referred to the architect for clarification.
All drawings may not be reproduced or distributed without prior permission from the architect.



Scale	1:250 @ A1, 1:500 @ A3
Drawn	KW
Checked	MA
Project No.	PROJ NUMBER.F
Status	PLANNING
Plot Date	8/4/2014 11:18:10 AM
Plot File	S:\11100-11199\11191_australand_wolliecreek\F_bldg11_13\00_...
Drawing No.	A11.005[A]
Revision	

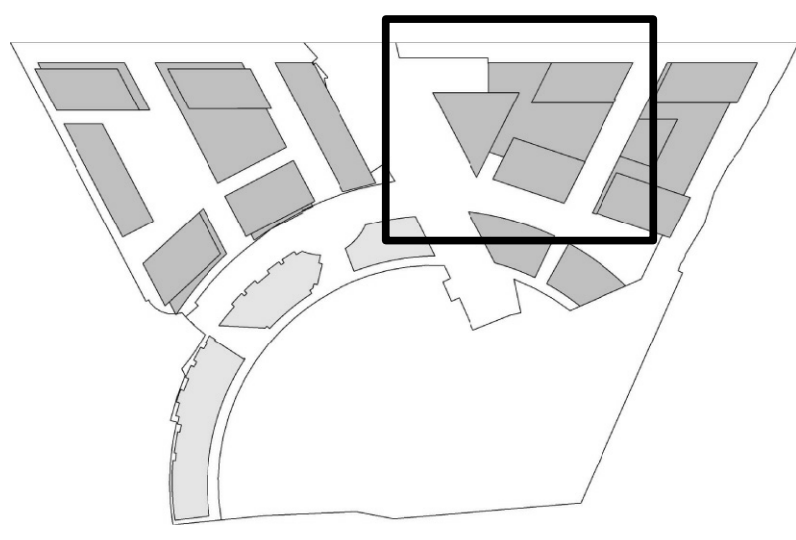
FOR INFORMATION
NOT FOR APPROVAL

Sydney 1/243 Liverpool Street
East Sydney NSW 2010 Australia
T 02 8354 5100 F 02 8354 5199
email syd@batesmart.com.au
http://www.batesmart.com.au

Melbourne 1 Nicholson Street
Melbourne VIC 3000 Australia
T 03 8664 6200 F 03 8664 6300
email melb@batesmart.com.au
http://www.batesmart.com.au


Bates Smart Pty Ltd ABN 70 004 999 400





Discovery Point, Wollie Creek
Concept Plan

Stages 11-13
Indicative Design Scheme
Level 6-8 Plan



THIS DRAWING HAS BEEN PREPARED IN ACCORDANCE WITH DISCOVERY POINT CONCEPT PLAN URBAN DESIGN GUIDELINES.
Check all dimensions and site conditions prior to commencement of any work, the purchase or ordering of any materials, fittings, plant, services or equipment and the preparation of shop drawings and/or the fabrication of any components.
Do not scale drawings - refer to figured dimensions only. Any discrepancies shall immediately be referred to the architect for clarification.
All drawings may not be reproduced or distributed without prior permission from the architect.

A	08.04.14	FOR INFORMATION ONLY	KW	MA
Revision	Date	Description	Initial	Checked

Scale	1:250 @ A1, 1:500 @ A3
Drawn	KW
Checked	MA
Project No.	PROJ NUMBER.F
Status	PLANNING
Plot Date	8/4/2014 11:18:16 AM
Plot File	S:\11100-11199\11191_australand_wolliecreek\F_bldg11_13\00_...
Drawing No.	A11.006[A]
Revision	

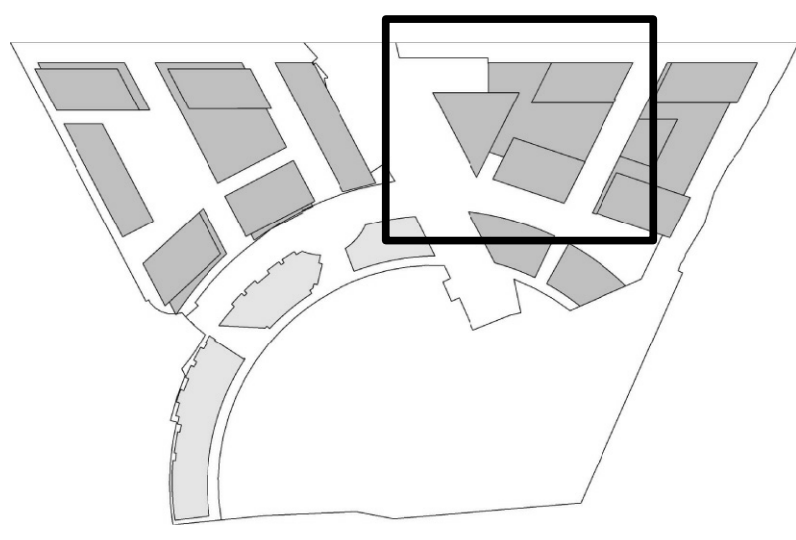
FOR INFORMATION
NOT FOR APPROVAL

Sydney 1/243 Liverpool Street
East Sydney NSW 2010 Australia
T 02 8354 5100 F 02 8354 5199
email syd@batesmart.com.au
http://www.batesmart.com.au

Melbourne 1 Nicholson Street
Melbourne VIC 3000 Australia
T 03 8664 6200 F 03 8664 6300
email melb@batesmart.com.au
http://www.batesmart.com.au


Bates Smart Pty Ltd ABN 70 004 999 400





Discovery Point, Wollie Creek
Concept Plan

Stages 11-13
Indicative Design Scheme
Level 9 Plan



THIS DRAWING HAS BEEN PREPARED IN ACCORDANCE WITH DISCOVERY POINT CONCEPT PLAN URBAN DESIGN GUIDELINES.
Check all dimensions and site conditions prior to commencement of any work, the purchase or ordering of any materials, fittings, plant, services or equipment and the preparation of shop drawings and/or the fabrication of any components.
Do not scale drawings - refer to figured dimensions only. Any discrepancies shall immediately be referred to the architect for clarification.
All drawings may not be reproduced or distributed without prior permission from the architect.

A	08.04.14	FOR INFORMATION ONLY	KW	MA
Revision	Date	Description	Initial	Checked

Scale	1:250 @ A1, 1:500 @ A3
Drawn	KW
Checked	MA
Project No.	PROJ NUMBER.F
Status	PLANNING
Plot Date	8/4/2014 11:18:20 AM
Plot File	S:\11100-11199\11191_australand_wolliecreek\F_bldg11_13\00_...
Drawing No.	A11.009[A]
Revision	

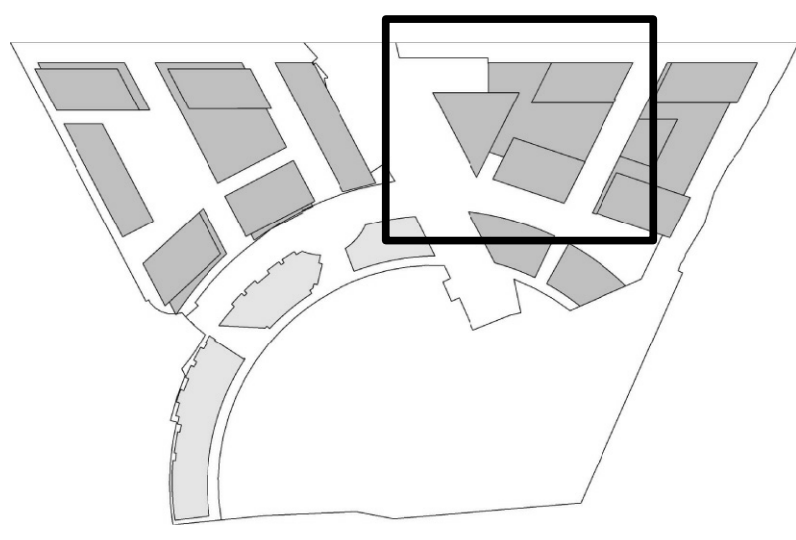
FOR INFORMATION
NOT FOR APPROVAL

Sydney 1/243 Liverpool Street
East Sydney NSW 2010 Australia
T 02 8354 5100 F 02 8354 5199
email syd@batesmart.com.au
http://www.batesmart.com.au

Melbourne 1 Nicholson Street
Melbourne VIC 3000 Australia
T 03 8664 6200 F 03 8664 6300
email melb@batesmart.com.au
http://www.batesmart.com.au


Bates Smart Pty Ltd ABN 70 004 999 400





Discovery Point, Wollie Creek
Concept Plan

Stages 11-13
Indicative Design Scheme
Level 10-14 Plan



THIS DRAWING HAS BEEN PREPARED IN ACCORDANCE WITH DISCOVERY POINT CONCEPT PLAN URBAN DESIGN GUIDELINES.
Check all dimensions and site conditions prior to commencement of any work, the purchase or ordering of any materials, fittings, plant, services or equipment and the preparation of shop drawings and/or the fabrication of any components.
Do not scale drawings - refer to figured dimensions only. Any discrepancies shall immediately be referred to the architect for clarification.
All drawings may not be reproduced or distributed without prior permission from the architect.

A	08.04.14	FOR INFORMATION ONLY	KW	MA
Revision	Date	Description	Initial	Checked

Scale	1:250 @ A1, 1:500 @ A3
Drawn	KW
Checked	MA
Project No.	PROJ NUMBER.F
Status	PLANNING
Plot Date	8/4/2014 11:18:24 AM
Plot File	S:\11100-11199\11191_australand_wolliecreek\F_bldg11_13\00_...
Drawing No.	A11.010[A]
Revision	

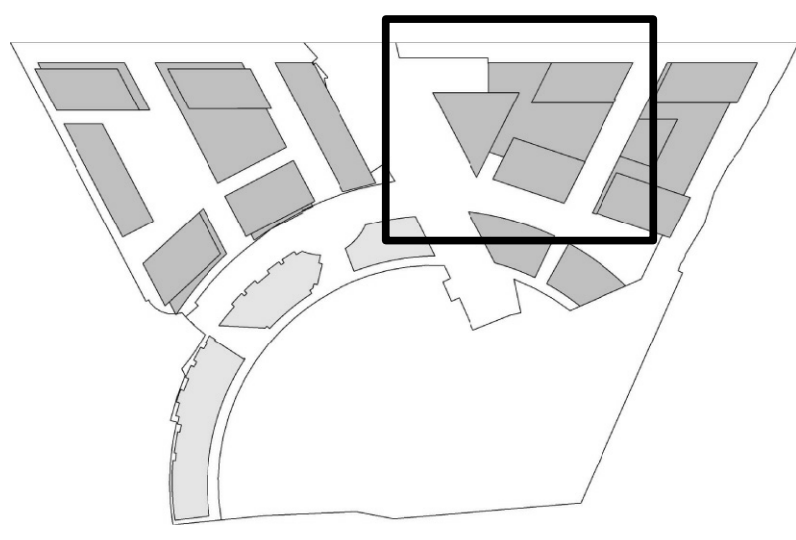
FOR INFORMATION
NOT FOR APPROVAL

Sydney 1/243 Liverpool Street
East Sydney NSW 2010 Australia
T 02 8354 5100 F 02 8354 5199
email syd@batesmart.com.au
http://www.batesmart.com.au

Melbourne 1 Nicholson Street
Melbourne VIC 3000 Australia
T 03 8664 6200 F 03 8664 6300
email melb@batesmart.com.au
http://www.batesmart.com.au

Bates Smart Pty Ltd ABN 70 004 999 400






Discovery Point, Wollie Creek
Concept Plan
Stages 11-13
Indicative Design Scheme
Level 15 Plan

THIS DRAWING HAS BEEN PREPARED IN ACCORDANCE WITH DISCOVERY POINT CONCEPT PLAN URBAN DESIGN GUIDELINES.
Check all dimensions and site conditions prior to commencement of any work, the purchase or ordering of any materials, fittings, plant, services or equipment and the preparation of shop drawings and/or the fabrication of any components.
Do not scale drawings - refer to figured dimensions only. Any discrepancies shall immediately be referred to the architect for clarification.
All drawings may not be reproduced or distributed without prior permission from the architect.

A	08.04.14	FOR INFORMATION ONLY	KW	MA
Revision	Date	Description	Initial	Checked



Scale	1:250 @ A1, 1:500 @ A3
Drawn	KW
Checked	MA
Project No.	PROJ NUMBER.F
Status	PLANNING
Plot Date	8/4/2014 11:18:28 AM
Plot File	S:\11100-11199\11191_australand_wolliecreek\F_bldg11_13\00_...
Drawing No.	A11.015[A]
Revision	

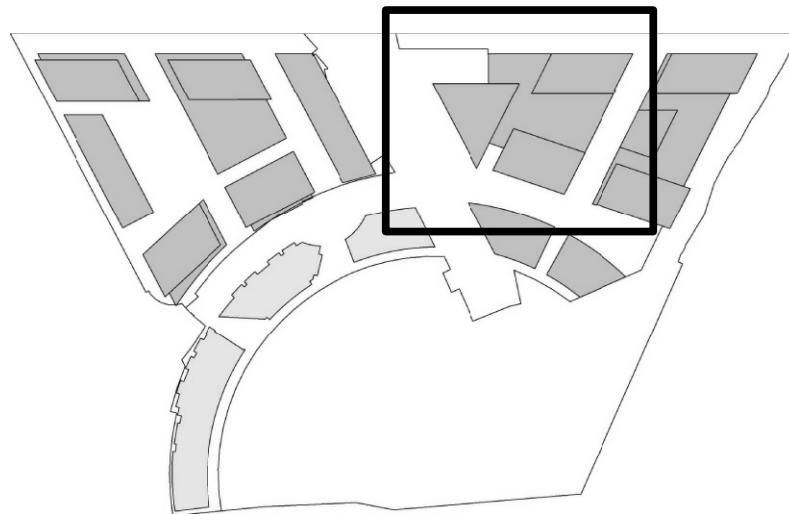
FOR INFORMATION
NOT FOR APPROVAL

Sydney 1/243 Liverpool Street
East Sydney NSW 2010 Australia
T 02 8354 5100 F 02 8354 5199
email syd@batesmart.com.au
http://www.batesmart.com.au


Melbourne 1 Nicholson Street
Melbourne VIC 3000 Australia
T 03 8664 6200 F 03 8664 6300
email melb@batesmart.com.au
http://www.batesmart.com.au

Bates Smart Pty Ltd ABN 70 004 999 400





Discovery Point, Wollie Creek
Concept Plan
Stages 11-13
Indicative Design Scheme
Level 16-19 Plan



THIS DRAWING HAS BEEN PREPARED IN ACCORDANCE WITH DISCOVERY POINT CONCEPT PLAN URBAN DESIGN GUIDELINES.
Check all dimensions and site conditions prior to commencement of any work, the purchase or ordering of any materials, fittings, plant, services or equipment and the preparation of shop drawings and/or the fabrication of any components.
Do not scale drawings - refer to figured dimensions only. Any discrepancies shall immediately be referred to the architect for clarification.
All drawings may not be reproduced or distributed without prior permission from the architect.

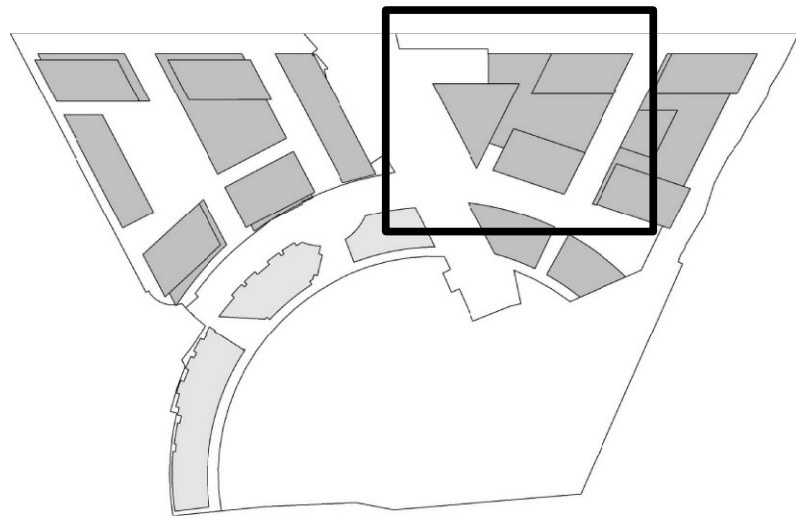
Scale	1:250 @ A1, 1:500 @ A3
Drawn	KW
Checked	MA
Project No.	PROJ NUMBER.F
Status	PLANNING
Plot Date	8/4/2014 11:18:31 AM
Plot File	S:\11100-11199\11191_australand_wolliecreek\F_bldg11_13\00_...
Drawing No.	A11.016[A]
Revision	

FOR INFORMATION
NOT FOR APPROVAL


Sydney 1/243 Liverpool Street
East Sydney NSW 2010 Australia
T 02 8354 5100 F 02 8354 5199
email syd@batesmart.com.au
http://www.batesmart.com.au

Melbourne 1 Nicholson Street
Melbourne VIC 3000 Australia
T 03 8664 6200 F 03 8664 6300
email melb@batesmart.com.au
http://www.batesmart.com.au

Bates Smart Pty Ltd ABN 70 004 999 400



Discovery Point, Wollie Creek
Concept Plan
Stages 11-13
Indicative Design Scheme
Level 20-23 Plan



THIS DRAWING HAS BEEN PREPARED IN ACCORDANCE WITH DISCOVERY POINT CONCEPT PLAN URBAN DESIGN GUIDELINES.
Check all dimensions and site conditions prior to commencement of any work, the purchase or ordering of any materials, fittings, plant, services or equipment and the preparation of shop drawings and/or the fabrication of any components.
Do not scale drawings - refer to figured dimensions only. Any discrepancies shall immediately be referred to the architect for clarification.
All drawings may not be reproduced or distributed without prior permission from the architect.

Scale	1:250 @ A1, 1:500 @ A3
Drawn	KW
Checked	MA
Project No.	PROJ NUMBER.F
Status	PLANNING
Plot Date	8/4/2014 11:18:44 AM
Plot File	S:\11100-11199\11191_australand_wolliecreek\F_bldg11_13\00_...
Drawing No.	A11.020[A]
Revision	

FOR INFORMATION
NOT FOR APPROVAL

Sydney 1/243 Liverpool Street
East Sydney NSW 2010 Australia
T 02 8354 5100 F 02 8354 5199
email syd@batesmart.com.au
http://www.batesmart.com.au

Melbourne 1 Nicholson Street
Melbourne VIC 3000 Australia
T 03 8664 6200 F 03 8664 6300
email melb@batesmart.com.au
http://www.batesmart.com.au

Bates Smart Pty Ltd ABN 70 004 999 400