



**R.O.A.R. DATA**  
 Reliable, Original & Authentic Results  
 Ph.88196847, Fax 88196849, Mob.0418-239019

Client :T.T.P.A.  
 Job No/Name :1205 City Cbd Harbour St 2  
 Day/Date :Monday 5th December 05

All Vehicles

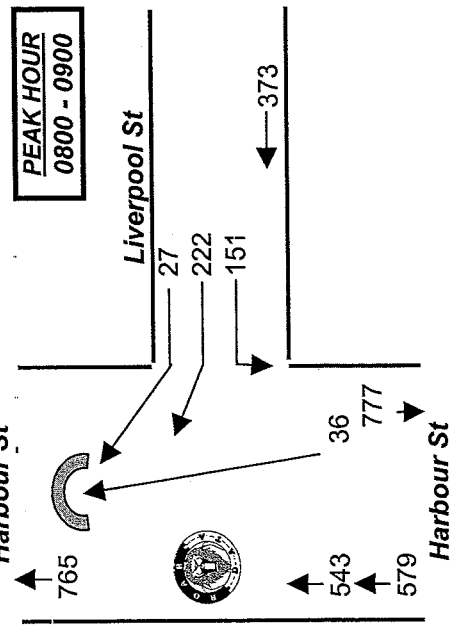
Time Per	NORTH		EAST		SOUTH	
	Harbour St	Liverpool St	Harbour St	Liverpool St	Harbour St	Liverpool St
0700 - 0715	195	38	21	2	256	
0715 - 0730		44	27	8	266	
0730 - 0745	290	52	28	1	371	
0745 - 0800		53	24	14	308	
0800 - 0815	312	59	39	1	411	
0815 - 0830		53	28	17	405	
0830 - 0845	314	54	39	0	407	
0845 - 0900		56	45	18	355	
Period End	1111	0	409	251	61	947
						2779

EAST	L-POOL	CCI
5		5
5		5
2		2
7		7
10		10
5		5
6		6
6		6
46		46

Peak Per	NORTH		EAST		SOUTH	
	Harbour St	Liverpool St	Harbour St	Liverpool St	Harbour St	Liverpool St
0700 - 0800	485	0	187	100	25	404
0715 - 0815	602	0	208	118	24	404
0730 - 0830	602	0	217	119	33	524
0745 - 0845	626	0	219	130	32	524
0800 - 0900	626	0	222	151	36	543
						1578

EAST	L-POOL	CCI
19		19
24		24
24		24
28		28
27		27

PEAK HR	626	0	222	151	36	543	1578
---------	-----	---	-----	-----	----	-----	------



© Copyright ROAR DATA

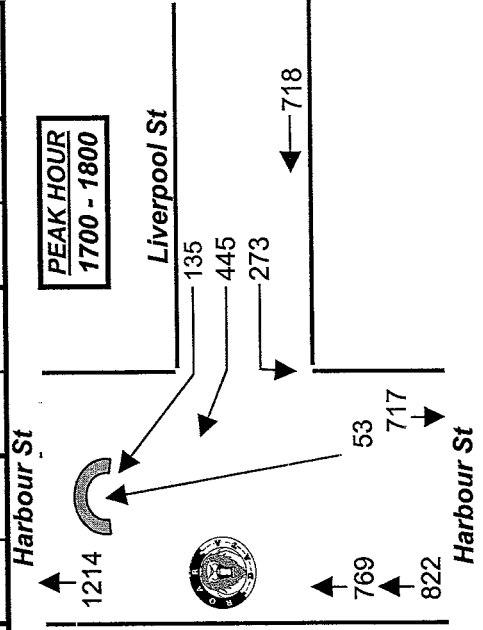
Time Per	NORTH		EAST		SOUTH	
	Harbour St	Liverpool St	Harbour St	Liverpool St	Harbour St	Liverpool St
1600 - 1615	154	74	41	11	280	
1615 - 1630		64	40	21	492	
1630 - 1645	156	81	38	2	277	
1645 - 1700		86	65	31	479	
1700 - 1715	184	76	67	1	328	
1715 - 1730		124	64	17	598	
1730 - 1745	260	128	76	5	469	
1745 - 1800		117	66	30	589	
Period End	754	0	750	457	118	1433
						3512

EAST	L-POOL	CCI
11		11
22		22
19		19
24		24
32		32
34		34
38		38
31		31
211		211

Peak Per	NORTH		EAST		SOUTH	
	Harbour St	Liverpool St	Harbour St	Liverpool St	Harbour St	Liverpool St
1600 - 1700	310	0	305	184	65	664
1615 - 1715	340	0	307	210	55	664
1630 - 1730	340	0	367	234	51	690
1645 - 1745	444	0	414	272	54	690
1700 - 1800	444	0	445	273	53	769
						1984

EAST	L-POOL	CCI
76		76
97		97
109		109
128		128
135		135

PEAK HR	444	0	445	273	53	769	1984
---------	-----	---	-----	-----	----	-----	------



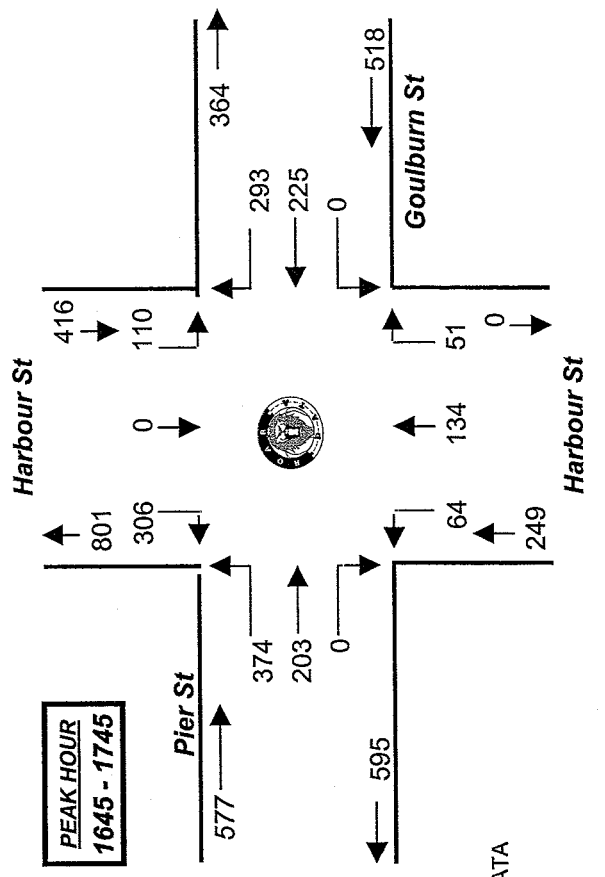
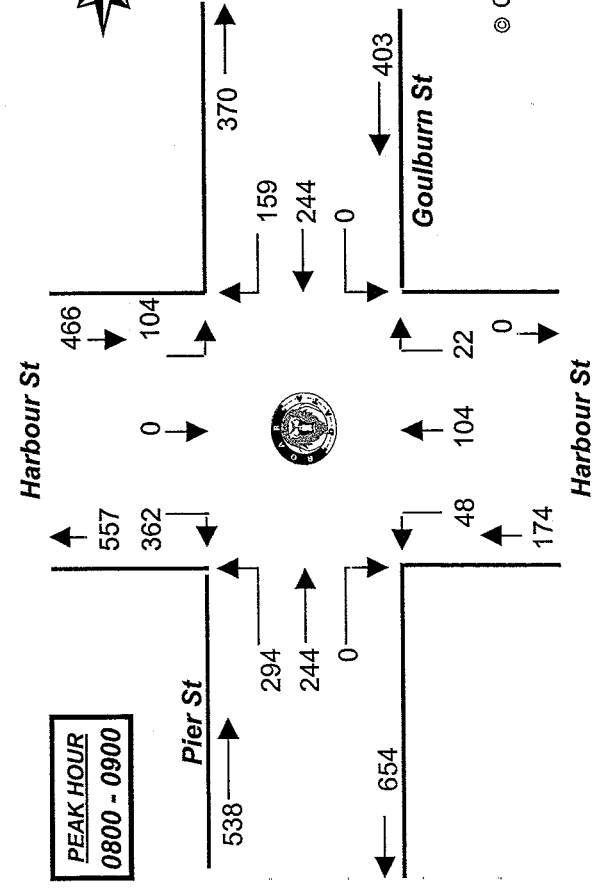
PEAK HR	444	0	445	273	53	769	1984
---------	-----	---	-----	-----	----	-----	------



All Vehicles	NORTH				WEST				SOUTH				EAST			
	Harbour St				Pier St				Harbour St				Goulburn St			
	L	I	R	TOT	L	I	R	TOT	L	I	R	TOT	L	I	R	TOT
Time Per																
0700 - 0715				164	65	48		11	9	31	11					315
0715 - 0730	120		119	343									46	58		398
0730 - 0745				263	103	87		10	20	43	10					330
0745 - 0800	43		124	291									67	57		409
0800 - 0815				333	153	108		8	21	43	8		108			409
0815 - 0830	43		201	438					27	61	14					525
0830 - 0845				379	141	136							139			417
0845 - 0900	61		161	431												403
Period End	267	0	605	2642	462	379	0	77	178	43	0	357	274			3206

All Vehicles	NORTH				WEST				SOUTH				EAST			
	Harbour St				Pier St				Harbour St				Goulburn St			
	L	I	R	TOT	L	I	R	TOT	L	I	R	TOT	L	I	R	TOT
Peak Time																
1600 - 1700	110	0	254	1061	275	129	0	57	123	61	0	215	228			1452
1615 - 1715	110	0	254	1230	344	156	0	62	114	63	0	215	228			1546
1630 - 1730	110	0	306	1325	344	156	0	62	114	63	0	225	293			1673
1645 - 1745	110	0	306	1441	374	203	0	64	134	51	0	225	293			1760
1700 - 1800	134	0	333	1581	374	203	0	64	134	51	0	256	205			1754
PEAK HOUR	110	0	306	1581	374	203	0	64	134	51	0	225	293			1760

NORTH				WEST				SOUTH				EAST			
Harbour St				Pier St				Harbour St				Goulburn St			
L	I	R	TOT	L	I	R	TOT	L	I	R	TOT	L	I	R	TOT
104	0	362	104	294	244	0	48	104	22	0	244	159	403		



© Copyright ROAR DATA



# R.O.A.R. DATA

Reliable, Original & Authentic Results

Ph.88196847, Fax 88196849, Mob.0418-239019

Client

:T.T.P.A.

Job No/Name

:1205 City Cbd Harbour St 2

Day/Date

:Monday 5th December 05

Time Per	NORTH					NORTHEAST					EAST					SOUTH					WEST					
	Harbour St					Cross City Tunnel					Bathurst St					Harbour St					Off Ramp					
	R	I	L	HL		HR	R	L	HL		HR	R	I	L		HR	R	I	L		R	I	L	HL	TOT	
0700 - 0715		173	73			8		1	16									163				33	316		14	797
0715 - 0730		173	108			14		2	13									169				44	351		8	882
0730 - 0745		241	100			16		2	27									226				42	338		15	1007
0745 - 0800		211	117			17		9	35									250				57	391		31	1118
0800 - 0815		257	120			29		5	30									248				33	360		46	1128
0815 - 0830		252	148			41		11	42									329				46	376		83	1328
0830 - 0845		237	141			29		10	37									286				35	408		69	1252
0845 - 0900		257	154			30		8	31									285				42	409		32	1248
Period End	0	1801	961	0		184	0	48	231		0	0	0	0	0	0	0	1956	0			332	2949	0	298	8760

Peak Time	NORTH					NORTHEAST					EAST					SOUTH					WEST					TOT
	Harbour St					Cross City Tunnel					Bathurst St					Harbour St					Off Ramp					
	R	T	L	HL		HR	R	L	HL		HR	R	I	L		HR	R	I	L		R	I	L	HL		
0700 - 0800	0	798	398	0		55	0	14	91		0	0	0	0	0	0	0	808	0	0	0	176	1396	0	68	
0715 - 0815	0	882	445	0		76	0	18	105		0	0	0	0	0	0	0	893	0	0	0	176	1440	0	100	
0730 - 0830	0	961	485	0		103	0	27	134		0	0	0	0	0	0	0	1053	0	0	0	178	1465	0	175	
0745 - 0845	0	957	526	0		116	0	35	144		0	0	0	0	0	0	0	1113	0	0	0	171	1535	0	229	
0800 - 0900	0	1003	563	0		129	0	34	140		0	0	0	0	0	0	0	1148	0	0	0	156	1553	0	230	

PEAK HOUR		1003	563		129		34	140										1148				156	1553		230		4956
-----------	--	------	-----	--	-----	--	----	-----	--	--	--	--	--	--	--	--	--	------	--	--	--	-----	------	--	-----	--	------



# R.O.A.R. DATA

Reliable, Original & Authentic Results

Ph.88196847, Fax 88196849, Mob.0418-239019

Client

:T.T.P.A.

Job No/Name

:1205 City Cbd Harbour St 2

Day/Date

:Monday 5th December 05

Time Per	NORTH				NORTHEAST				EAST				SOUTH				WEST				TOT			
	Harbour St				Cross City Tunnel				Bathurst St				Harbour St				Off Ramp							
	R	I	L	HL	HR	R	L	HL	HR	R	I	L	HL	HR	R	I	L	HL						
1600 - 1615		114	40		7		9	8								322			24	224		8		756
1615 - 1630		91	38		5		4	4								348			28	174		9		701
1630 - 1645		107	45		9		8	10								385			34	204		9		811
1645 - 1700		117	49		12		7	13								346			24	195		9		772
1700 - 1715		122	41		11		6	9								387			27	250		8		861
1715 - 1730		185	52		8		4	11								437			22	251		13		983
1730 - 1745		188	62		9		10	10								428			36	228		4		975
1745 - 1800		173	73		14		8	14								468			30	252		5		1037
Period End	0	1097	400	0	75	0	56	79	0	0	0	0	0	0	0	3121	0	0	225	1778	0	65		6896

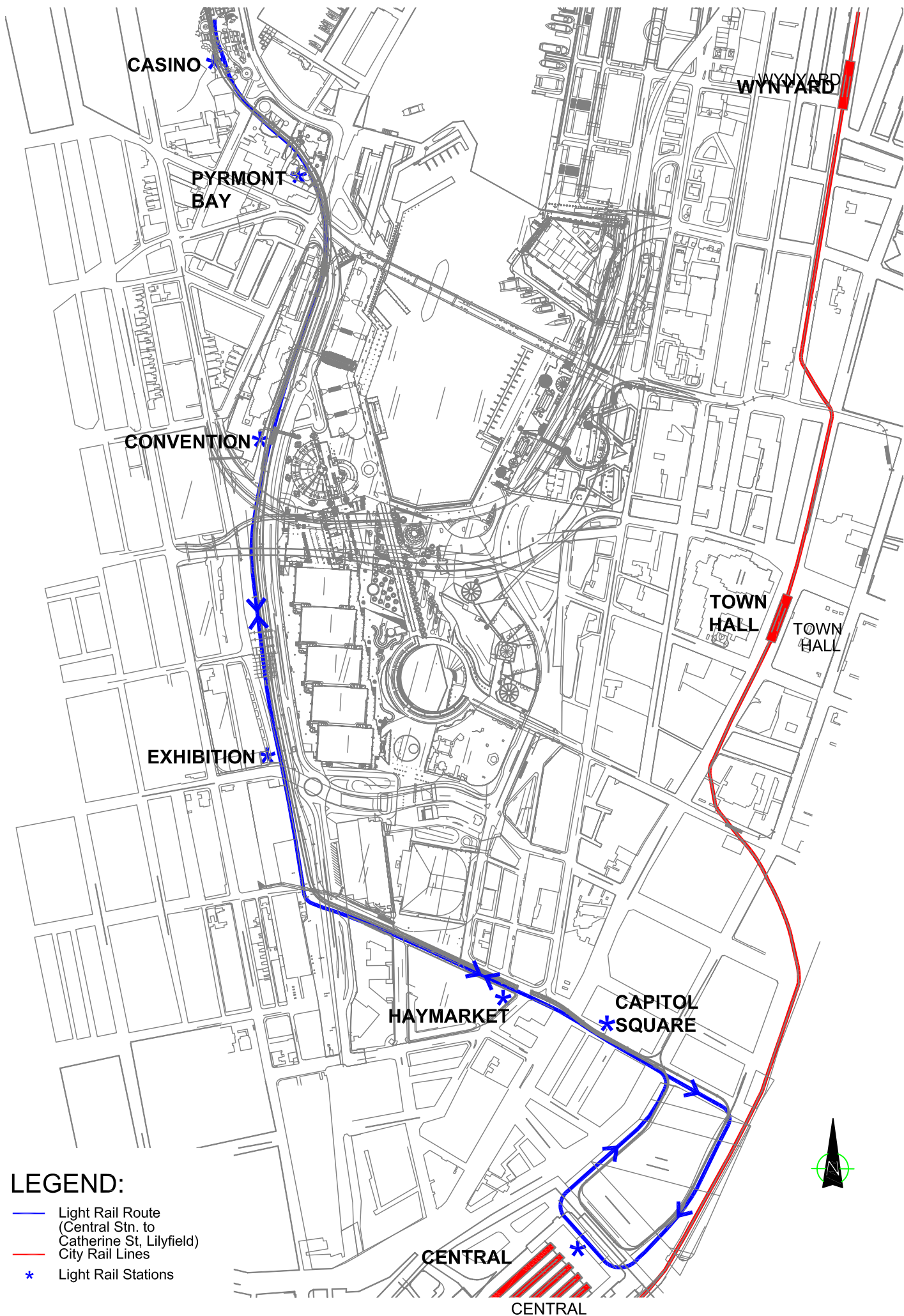
Peak Time	NORTH					NORTHEAST					EAST					SOUTH					WEST					TOT
	Harbour St					Cross City Tunnel					Bathurst St					Harbour St					Off Ramp					
	R	I	L	HL		HR	R	L	HL		HR	R	I	L		HR	R	I	L		R	I	L	HL		
1600 - 1700	0	429	172	0		33	0	28	35		0	0	0	0	0	0	0	1401	0	0	110	797	0	35	3040	
1615 - 1715	0	437	173	0		37	0	25	36		0	0	0	0	0	0	0	1466	0	0	113	823	0	35	3145	
1630 - 1730	0	531	187	0		40	0	25	43		0	0	0	0	0	0	0	1555	0	0	107	900	0	39	3427	
1645 - 1745	0	612	204	0		40	0	27	43		0	0	0	0	0	0	0	1598	0	0	109	924	0	34	3591	
1700 - 1800	0	668	228	0		42	0	28	44		0	0	0	0	0	0	0	1720	0	0	115	981	0	30	3856	

PEAK HOUR	668	228		42	28	44												1720			115	981		30		3856
-----------	-----	-----	--	----	----	----	--	--	--	--	--	--	--	--	--	--	--	------	--	--	-----	-----	--	----	--	------

## **Appendix C**

### **PUBLIC TRANSPORT SERVICES**

---



**LEGEND:**

- Light Rail Route  
(Central Stn. to  
Catherine St, Lilyfield)
- City Rail Lines
- \* Light Rail Stations

**LIGHT AND HEAVY RAIL CORRIDORS**