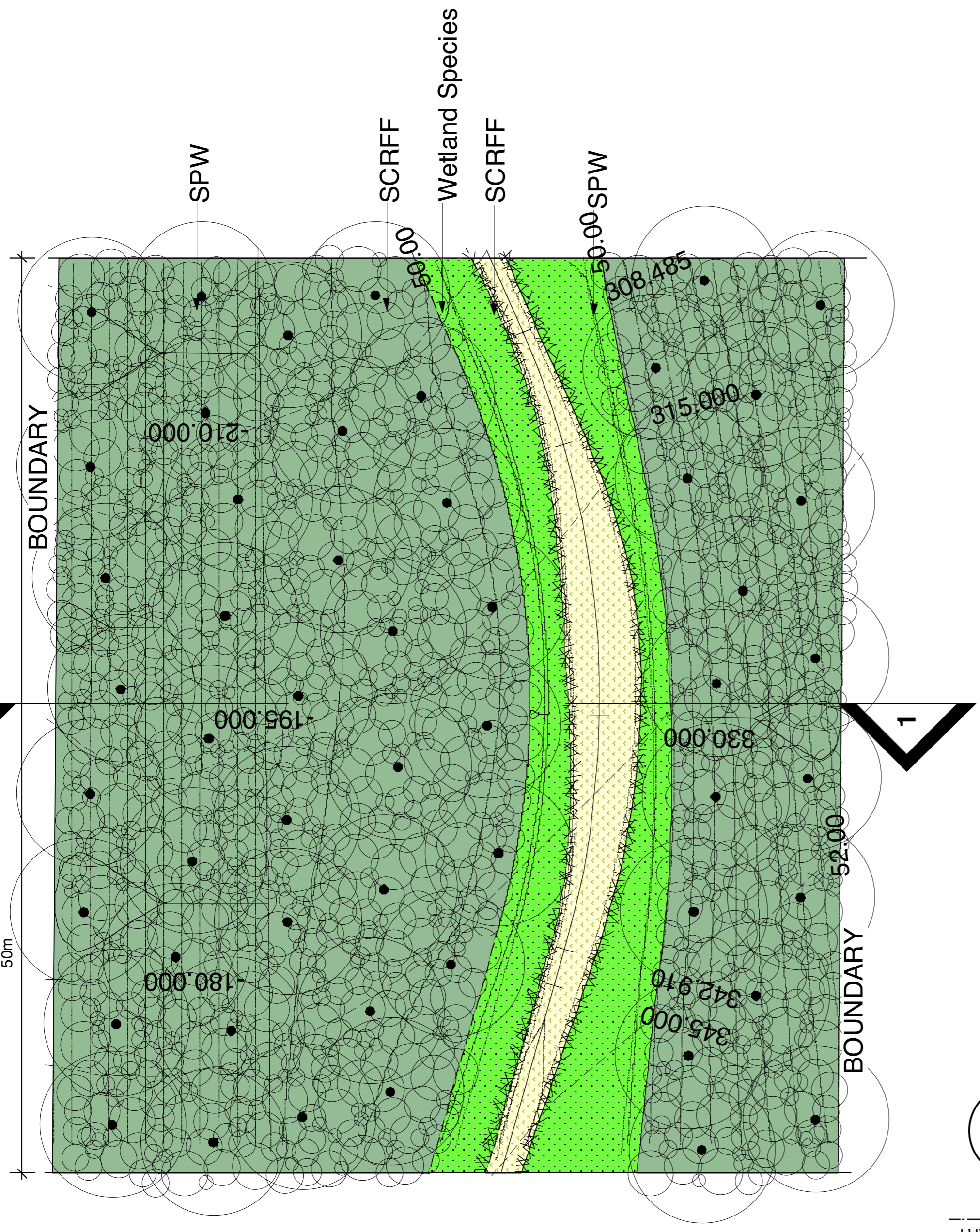
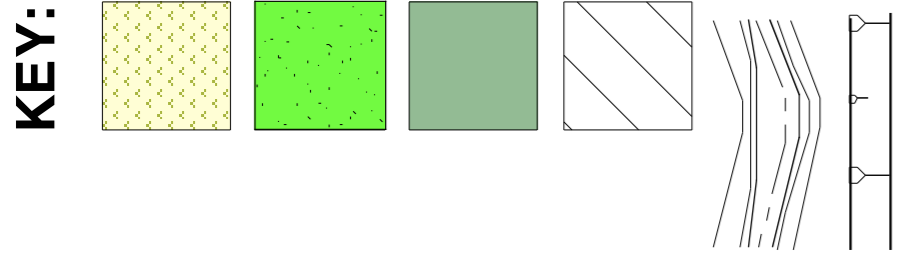
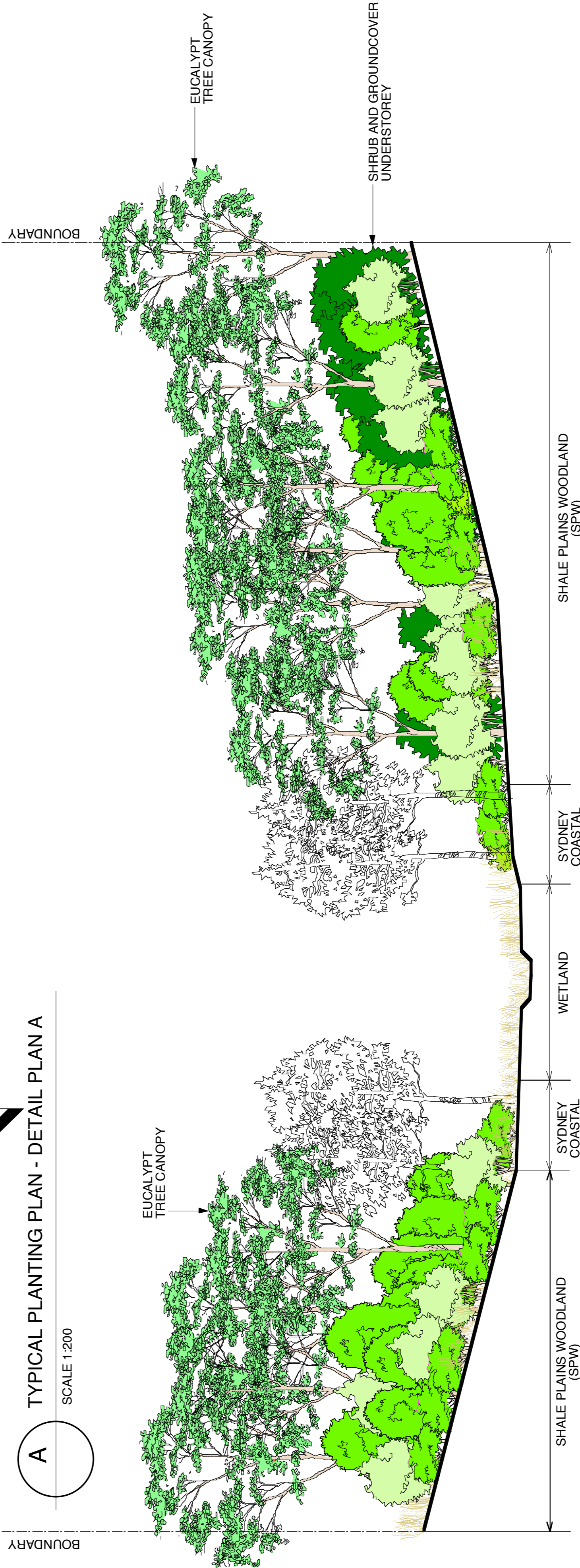


PLANT SCHEDULE
Range of selected plant species

- WETLAND PLANTING
Area: 2,495.9 m²
- SYDNEY COASTAL RIVER
FLAT FOREST (SCRFF)
Area: 8,715.4 m²
- SHALE PLAINS WOODLAND
(SPW)
Area: 30,755.8 m²
- SHALE PLAINS WOODLAND (SPW)
REGENERATION AREA
Area: 17,469.6 m²
- PROPOSED CREEK
- BATTER



A TYPICAL PLANTING PLAN - DETAIL PLAN A
SCALE 1:200



1 TYPICAL CROSS SECTION
SCALE 1:100

Common Name	Occurrence	Qty	M2	Size	Plants/m2	Height
CABBAGE GUM	Common			Tube	1/10sqm	25
NARROW LEAVED IRONBARK	Common			Tube	1/10sqm	15
GREY BOX	Dominant			Tube	1/10sqm	15
BROAD LEAVED IRON BARK	Common			Tube	1/10sqm	
THIN LEAVED STRINGY BARK	Common			Tube	1/10sqm	
FOREST RED GUM	Dominant			Tube	1/10sqm	20
WHITE FEATHER HONEYMYRTLE	Less Common			Tube	1/10sqm	1.5
PARRAMATTA GREEN WATTLE	Common			Tube	1/10sqm	

Common Name	Occurrence	Qty	M2	Size	Plants/m2	Height
SYDNEY GREEN WATTLE	Common			Tube	1/sqm	10
SICKLE WATTLE	Common			Tube	1/sqm	
BLACK THORN	Common			Tube	1/sqm	2
GORSE BITTER PEA	Less Common			Tube	1/sqm	
PARROT PEA	Less Common			Tube	1/sqm	2.5
GIANT HOP BUSH	Common			Tube	1/sqm	
PRICKLY GREVILLEA	Common			Tube	1/sqm	2
BUSH PEA	Less Common			Tube	1/sqm	1
EVERLASTING	Less Common			Tube	1/sqm	0.4
NATIVE SARSPARILLA	Less Common			Tube	1/sqm	0.5
NATIVE CRANBERRY	Less Common			Tube	1/sqm	

Common Name	Occurrence	Qty	M2	Size	Plants/m2	Height
WIRE GRASS	Common			Tube	4/sqm	
THREE AWINED SPEARGRASS	Less Common			Tube	4/sqm	
BLUE TRUMPET	Less Common			Tube	4/sqm	
SLENDER WALLABY GRASS	Less Common			Tube	4/sqm	
PLUMIEGRASS	Common			Tube	4/sqm	
Kidney Weed	Common			Tube	4/sqm	
WATTLE MAT RUSH	Common			Tube	4/sqm	
MANY FLOWERED MAT RUSH	Common			Tube	4/sqm	
KANGAROO GRASS	Common			Tube	4/sqm	

Sydney Coastal River Flat Forest (SCRFF)
Common Name

Common Name	Occurrence	Qty	M2	Size	Plants/m2	Height
ROUGH-BARKED APPLE	Common			tube	1/10sqm	20
BROAD LEAVED APPLE	Common			tube	1/10sqm	25
SWAMP OAK	Dominant			tube	1/10sqm	20
CABBAGE GUM	Common			tube	1/10sqm	25
GREY BOX	Common			Tube	1/10sqm	15
FOREST RED GUM	Dominant			tube	1/10sqm	20
WHITE FEATHER HONEY MYRTLE	Less Common			tube	1/10sqm	6
SNOW IN SUMMER	Common			tube	1/10sqm	2
PRICKLY PAPERBARK	Common			tube	1/10sqm	6

Parramatta Green Wattle
Common Name

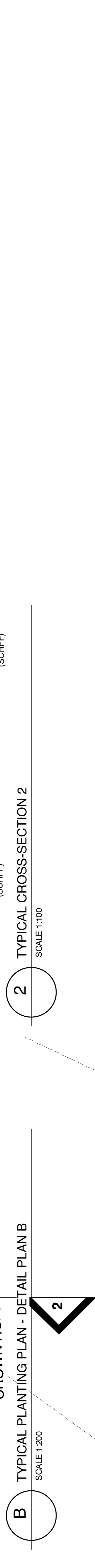
Common Name	Occurrence	Qty	M2	Size	Plants/m2	Height
BARBWIRE GRASS	Common			Tube	4/sqm	
Kidney Weed	Common			Tube	4/sqm	
MICROLAENA	Common			Tube	4/sqm	
BASKET GRASS	Common			Tube	4/sqm	
KANGAROO GRASS	Common			Tube	4/sqm	

Wetland Species
Botanical Name

Common Name	Occurrence	Qty	M2	Size	Plants/m2	Height
Baumea articulata	Less Common			tube	5/sqm	1
Bolbocarpus spp.	Common			tube	5/sqm	
Carex appressa	Common			tube	5/sqm	
Elaeocarpus cylindrostachys	Common			tube	5/sqm	
Elaeocarpus sphacelata	Less Common			tube	5/sqm	
Juncus prismatocarpus	Less Common			tube	5/sqm	
Juncus rematiflorus	Less Common			tube	5/sqm	
Juncus ustulatus	Less Common			tube	5/sqm	
Lomandra longifolia	Common			tube	5/sqm	2.5
Philydrium lanuginosum	Common			tube	5/sqm	
Phragmites australis	Common			tube	5/sqm	1

<p>DATE: 13/03/05 PRELIMINARY ISSUE: 01/03/05 PRELIMINARY ISSUE: 01/03/05 DA ISSUE: 13/03/05 REVISED DA ISSUE: 31/01/06</p>	<p>PROJECT: SOUTH CREEK REALIGNMENT SUBDIVISION ERSKINE PARK EASTERN SITE WORKS</p>	<p>CLIENT: CSR LIMITED</p>	<p>DRAWING TITLE: LANDSCAPE SECTION AND DETAILS</p>	<p>SCALE: AS SHOWN @ A1 DATE: 31/03/05 DRAWING NO: 1219/LP-02</p>
---	---	----------------------------	---	---

BROWN
 JOHN LOCK & ASSOCIATES
 LANDSCAPE ARCHITECTURE
 07 Alexander Street
 North Sydney NSW
 phone: (02) 9986 0833
 facsimile: (02) 9986 0888
 email: info@brown.com.au
 website: www.browncorp.com.au



DATE	3/10/05	ISSUE NO.	1
PRELIMINARY ISSUE	01/06/05	ISSUE NO.	2
PRE DA ISSUE	3/10/05	ISSUE NO.	3
REVISED DA ISSUE	3/10/06	ISSUE NO.	4
BROWN Brown Consulting (NSW) Pty Ltd Engineers & Managers Level 2, 15 Macquarie Street, Sydney NSW 2000 Australia (02) 9800 1339 Sydney NSW 2000 Australia (02) 9800 1339 Brisbane QLD 4000 Australia (07) 3251 1339		JOHN LOCK & associates LANDSCAPE ARCHITECTURE 107 Alexander Street Crowns Nest phone: (02) 9866 0833 facsimile: (02) 9866 0868	
SOUTH CREEK REALIGNMENT SUBDIVISION ERSKINE PARK EASTERN SITE WORKS		CSR LIMITED	
LANDSCAPE SECTION AND DETAILS		AS SHOWN @ A1 3/10/05 1219/LP-03	