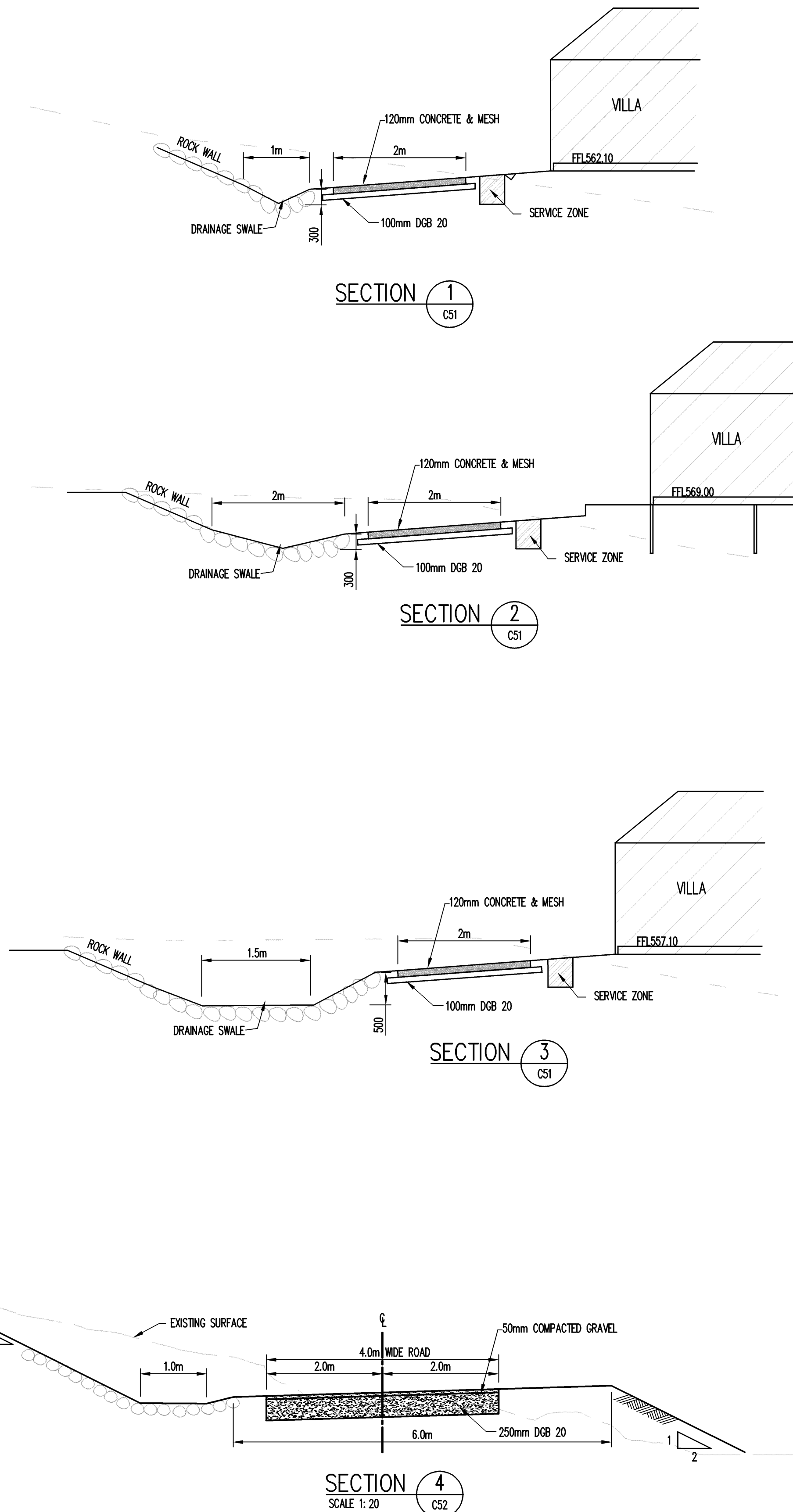
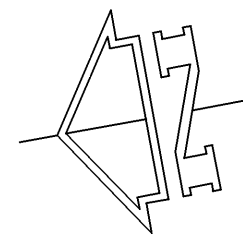
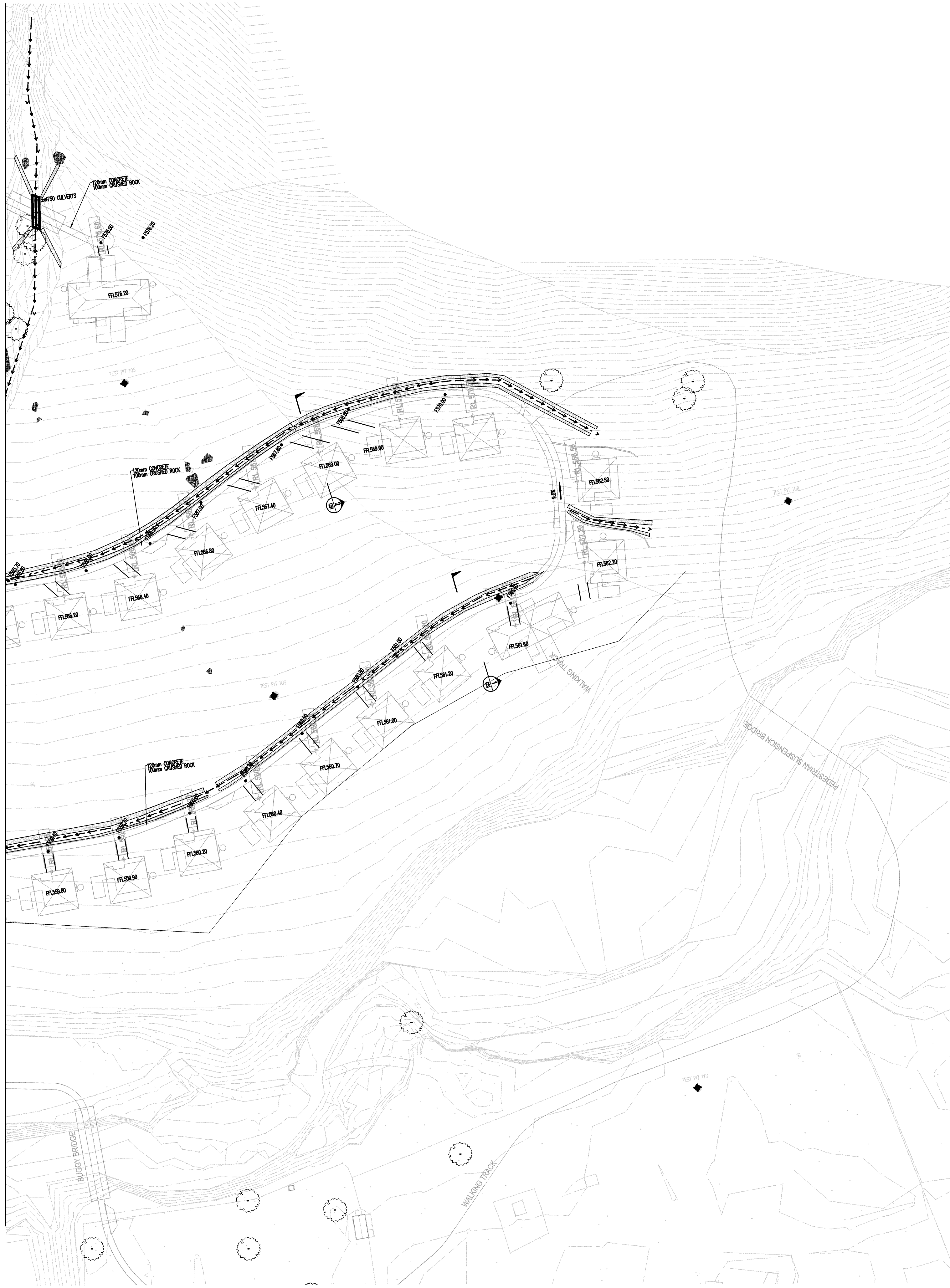


FOR CONTINUATION JOINTS SHEET C50



NOTES
THIS DRAWING IS THE COPYRIGHT OF TAYLOR THOMSON WHITTING ENGINEERS. NO REPRODUCTION WITHOUT PERMISSION. UNLESS NOTED OTHERWISE THIS DRAWING IS **NOT FOR CONSTRUCTION**. ALL DIMENSIONS AND LEVELS ARE TO BE CHECKED ON SITE PRIOR TO THE COMMENCEMENT OF WORK. INFORM TAYLOR THOMSON WHITTING OF ANY DISCREPANCIES FOR CLARIFICATION BEFORE PROCEEDING WITH WORK. DRAWINGS ARE NOT TO BE SCALED. USE ONLY FIGURED DIMENSIONS. REFER TO CONSULTANT DOCUMENTATION FOR FURTHER INFORMATION.

KEY PLAN

LEGEND

P4	ISSUE FOR COORDINATION	SB	JW	03.11.06
P3	ISSUE FOR INFORMATION	SB	JW	16.10.06
P2	ISSUE FOR INFORMATION	SB	JW	13.10.06
P1	PRELIMINARY	SB	JW	19.09.06

No.	Revision Description	Draft / Eng	Date
PROJECT ARCHITECTS			
LEVEL 11/500 CROWN STREET SURRY HILLS NSW 2010 T 02 9550 2855 F 02 9550 2411			
NOMINATED ARCHITECT: Nicholas Turner 6695 DLG QUALITY ENDORSED COMPANY ISO 9001:2000 LICENCE NUMBER 4168			
CLIENT Emirates - Sydney Level 9, 1 York Street Sydney, NSW 2000 T 02 9250 9738 F 02 9250 9722			
PROJECT MANAGER Clifton Conroy Group Pty Ltd Level 18, Clifton Centre Sydney, NSW 2000 T 02 9287 2100 F 02 9287 2188			
PLANNER Urban and Level 16, 81 Castlereagh Street Sydney, NSW 2000 T 02 9223 9900 F 02 9223 0960			
STRUCTURAL / CIVIL ENGINEER Taylor Thomson Whitting 48 Chandon Street St Leonards, NSW 2065 T 02 9439 7288 F 02 9439 3140			
HYDRAULIC ENGINEER / FIRE SERVICE Steve Paul & Partners Pty Ltd Level 3, 432 Kent Street Sydney, NSW 2000 T 02 9261 1300 F			
MECHANICAL ENGINEERS Bassett Consulting Engineers Level 11, 44 Market Street Sydney, NSW 2000 T 02 9587 5577 F 02 9594 0077			
ELECTRICAL ENGINEERS Wood & Green Engineers Pty Ltd Unit 2, 33 Ryde Road Pymble, NSW 2073 T 02 9444 7000 F 02 9444 7100			
LANDSCAPE ARCHITECTS Condon 52-54 William Street East Sydney, NSW 2011 T 02 8244 6900 F 02 8244 6988			
QUANTITY SURVEYOR Donald Carl Watts Corke Level 6, 77 Berry Street North Sydney, NSW 2060 T 02 9622 4500 F 02 9622 9077			
INTERIOR DESIGN CONSULTANT Chheda Sterleke 30 Brompton Street Rusffern, NSW 2016 T 02 9318 2627 F 02 9318 2151			
EMIRATES LUXURY RESORT WOLGAN VALLEY, NEW SOUTH WALES			
Drawing Title SITWORKS LAYOUT PLAN - SHEET 2 OF 2			
PRINT DATE DRAWN JW SCALE @ A1 1:750 LIND @ A3 STATUS For Information Only			PRINT DATE RV CHK NORTH Dwg No. 051349 C51 P4