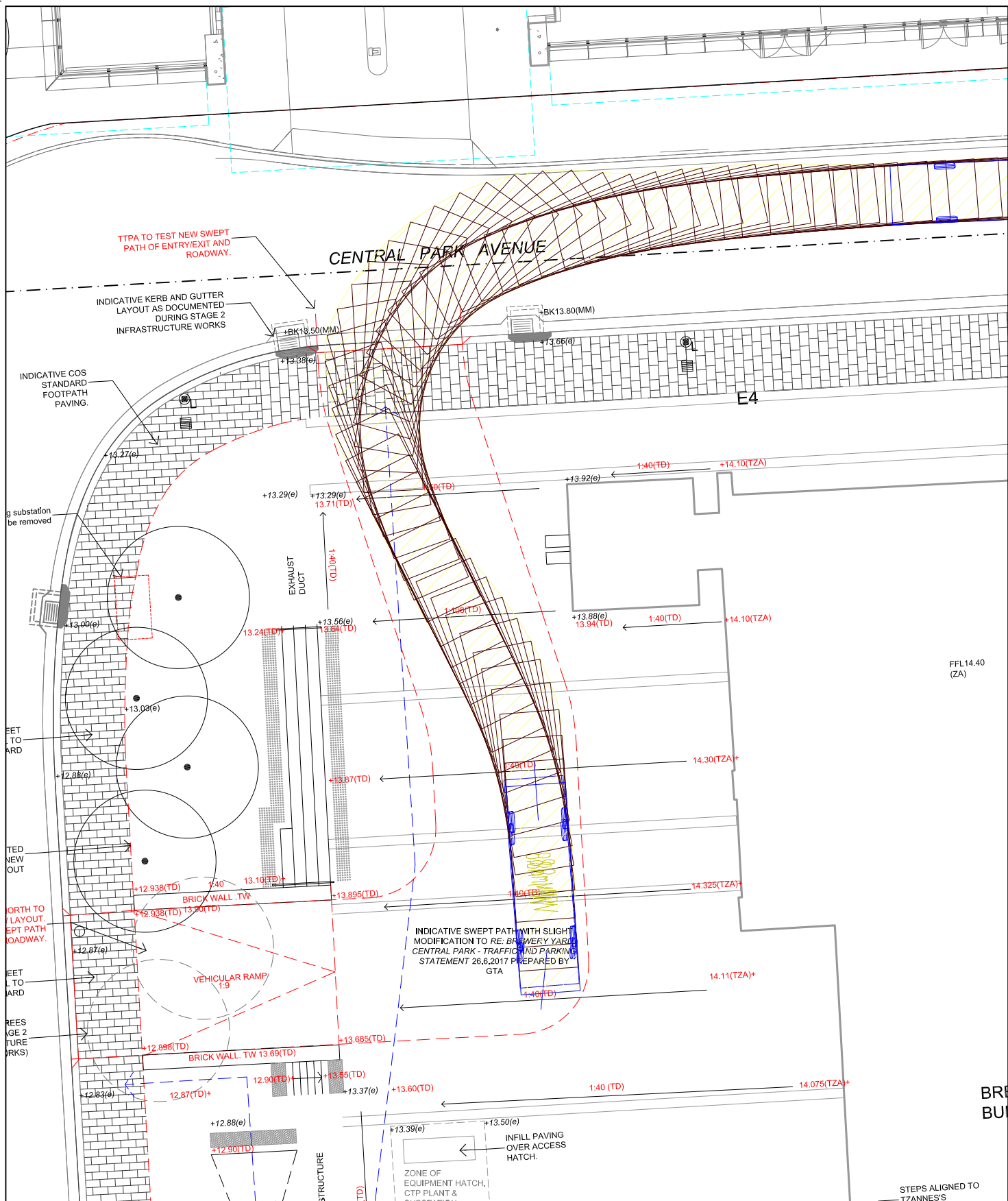



SP 1




LEGEND

This drawing has been prepared using vehicle modelling computer software AutoTrack V5.00a in conjunction with AutoCAD 2000. The vehicle used is based upon vehicle data provided by Austroads and incorporates a reasonable degree of tolerance. However, it is not possible to account for all vehicle types/characteristics and/or driver ability.




SWEPT PATH ANALYSIS OF AN 8.8m RIGID VEHICLE DEPARTING TO THE NORTH

SP 1A



This drawing has been prepared using vehicle modelling computer software AutoTrack V5.00a in conjunction with AutoCAD 2000. The vehicle used is based upon vehicle data provided by Austroads and incorporates a reasonable degree of tolerance. However, it is not possible to account for all vehicle types/characteristics and/or driver ability.



SP 2

SP 2A

