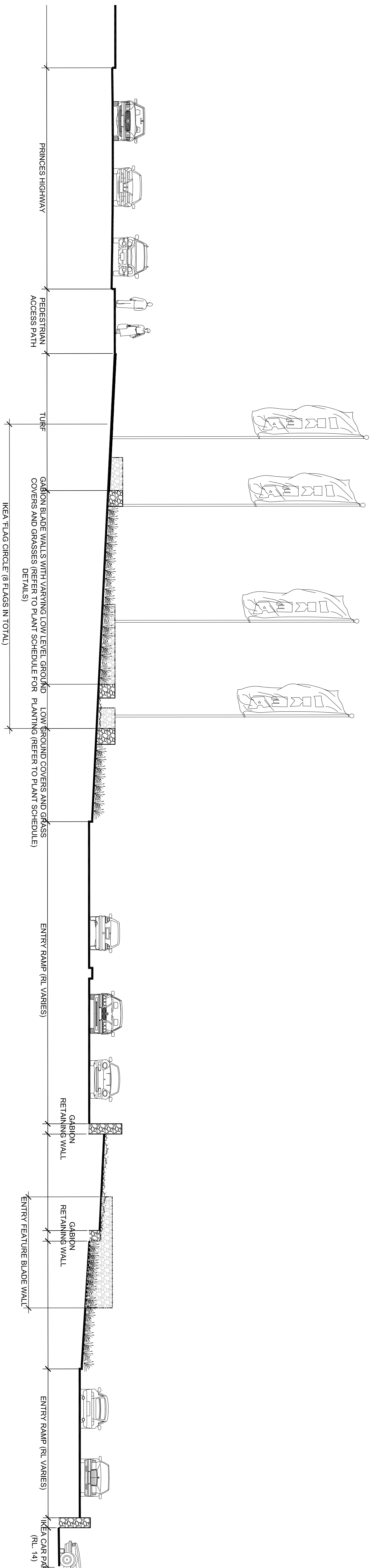


Analysis	Relative Description	Relative HC	Relative JH	Relative ES	Relative Dose
A	For information	14.000	14.000	14.000	14.000
B	For information	14.000	14.000	14.000	14.000
C	For information	14.000	14.000	14.000	14.000
D	For information	14.000	14.000	14.000	14.000
E	For information	14.000	14.000	14.000	14.000
F	For information	14.000	14.000	14.000	14.000
G	For information	14.000	14.000	14.000	14.000
H	For information	14.000	14.000	14.000	14.000
I	For information	14.000	14.000	14.000	14.000
J	For information	14.000	14.000	14.000	14.000
K	For information	14.000	14.000	14.000	14.000
L	For information	14.000	14.000	14.000	14.000
M	For information	14.000	14.000	14.000	14.000
N	For information	14.000	14.000	14.000	14.000
O	For information	14.000	14.000	14.000	14.000
P	For information	14.000	14.000	14.000	14.000
Q	For information	14.000	14.000	14.000	14.000
R	For information	14.000	14.000	14.000	14.000
S	For information	14.000	14.000	14.000	14.000
T	For information	14.000	14.000	14.000	14.000
U	For information	14.000	14.000	14.000	14.000
V	For information	14.000	14.000	14.000	14.000
W	For information	14.000	14.000	14.000	14.000
X	For information	14.000	14.000	14.000	14.000
Y	For information	14.000	14.000	14.000	14.000
Z	For information	14.000	14.000	14.000	14.000

The contractor shall check and verify all work on site (including work by others) before commencing the landscape installation. Any discrepancies are to be reported to the Project Manager or Landscape Architect prior to commencing work. Do not scale this drawing. Any required dimensions not shown shall be referred to the Landscape Architect for confirmation.

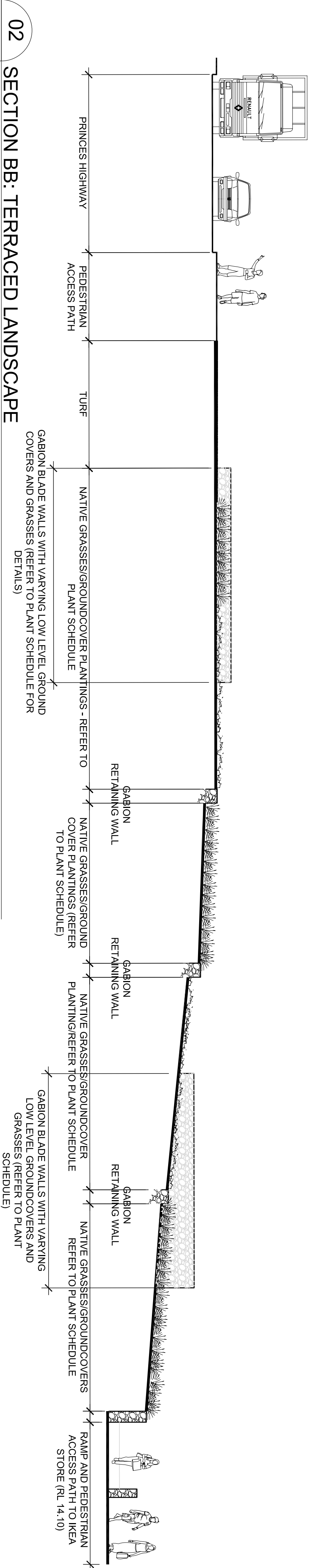
© 2006 Site Image Pty Ltd. A.B.N. 19 076 951 067. All rights reserved. This drawing is copyright and shall not be reproduced or copied in any form or by any means (graphic, electronic or mechanical including photocopy) without the written permission of Site Image Pty Ltd. Any/where, expressed or implied, to use this document for any purpose what so ever is restricted to the terms of the written agreement between Site Image Pty Ltd and the ordering party.



SECTION AA: IKEA SITE ENTRY

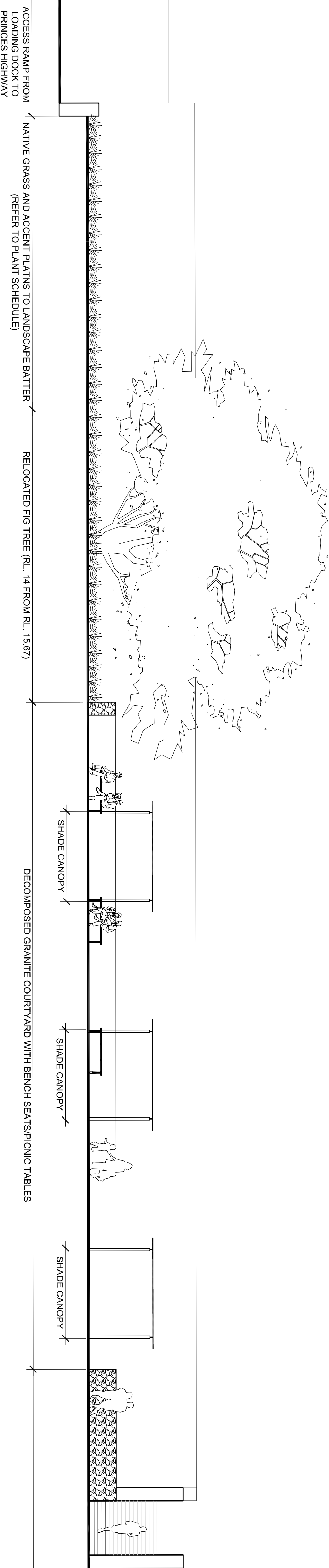
1:100 @ A0
01

601



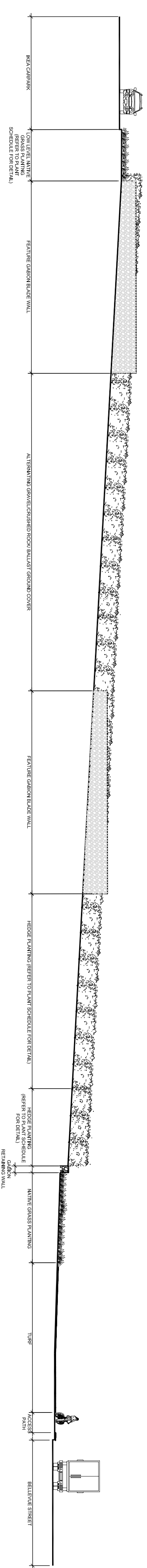
02 SECTION BB: TERRACED LANDSCAPE

601 1:100 @ A0



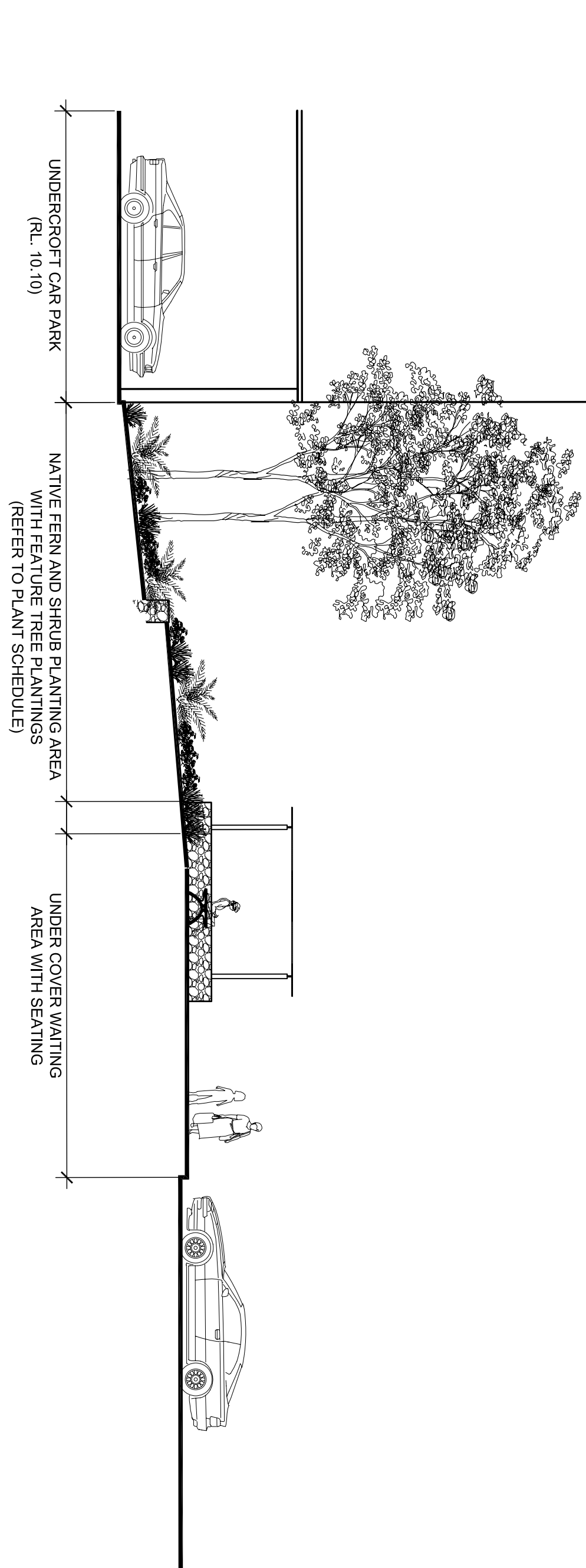
03 SECTION CC: FIG TREE COURTYARD

601 1:100 @ A0



04 SECTION DD: LANDSCAPE TO BELLVUE STREET

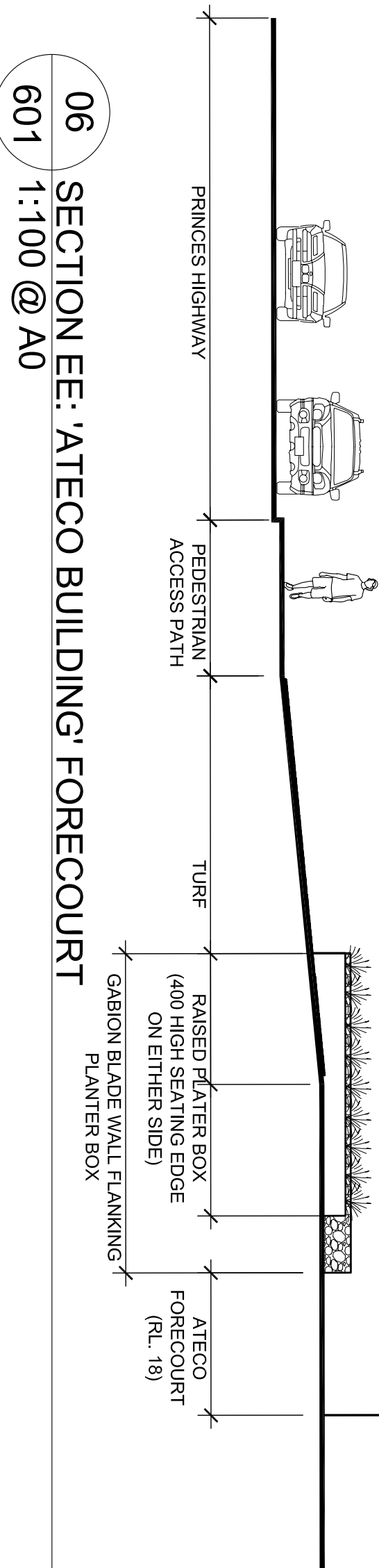
601 1:200 @ A0



05 SECTION FF: CUSTOMER PICK UP/WAITING ZONE

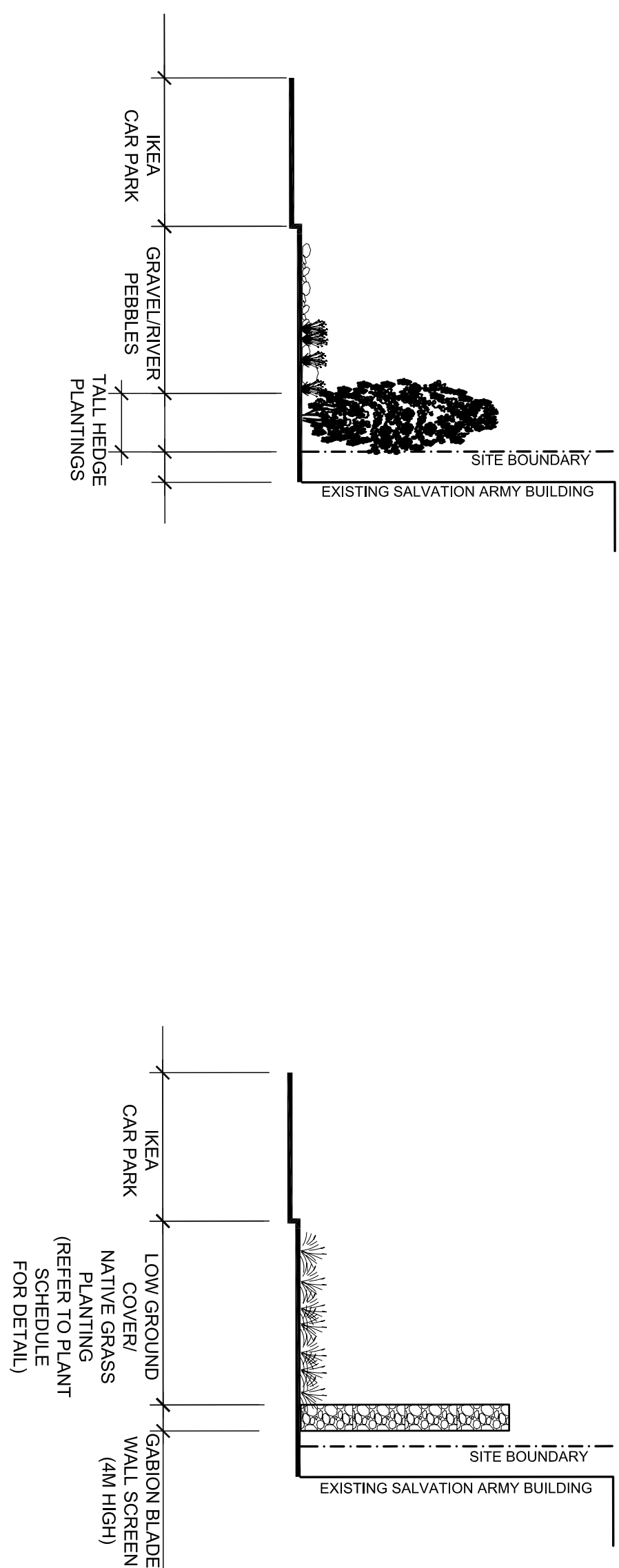
601 1:100 @ A0

601



06 SECTION EE: 'ATECO BUILDING' FORECOURT

601 1:100 @ A0

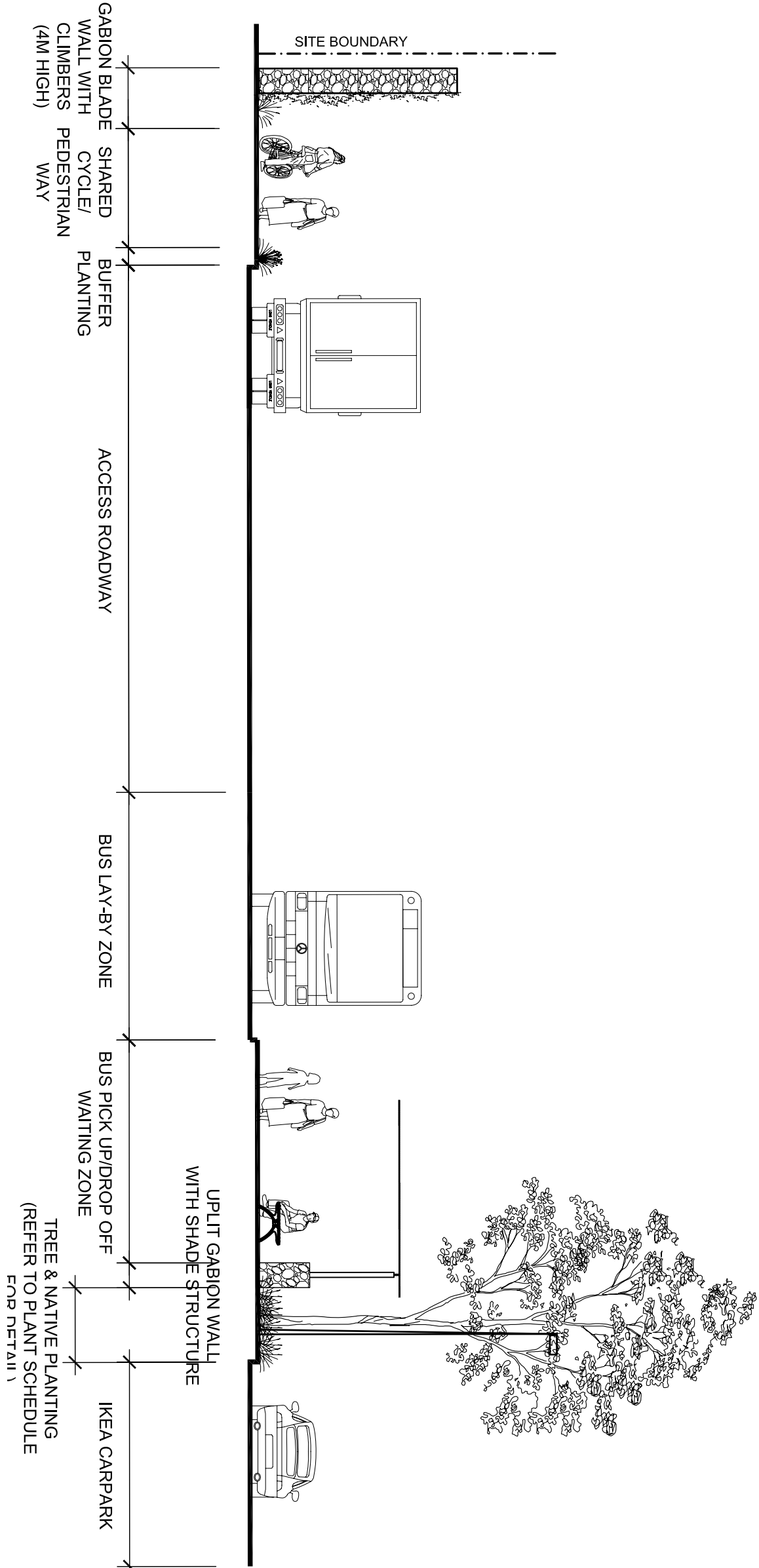


07 SECTION GG: BOUNDARY TREATMENT

601 1:100 @ A0

08 SECTION HH: BOUNDARY TREATMENT

601 1:100 @ A0



09 SECTION II: BUS DROP OFF/PICK UP AREA

601 1:100 @ AC

601