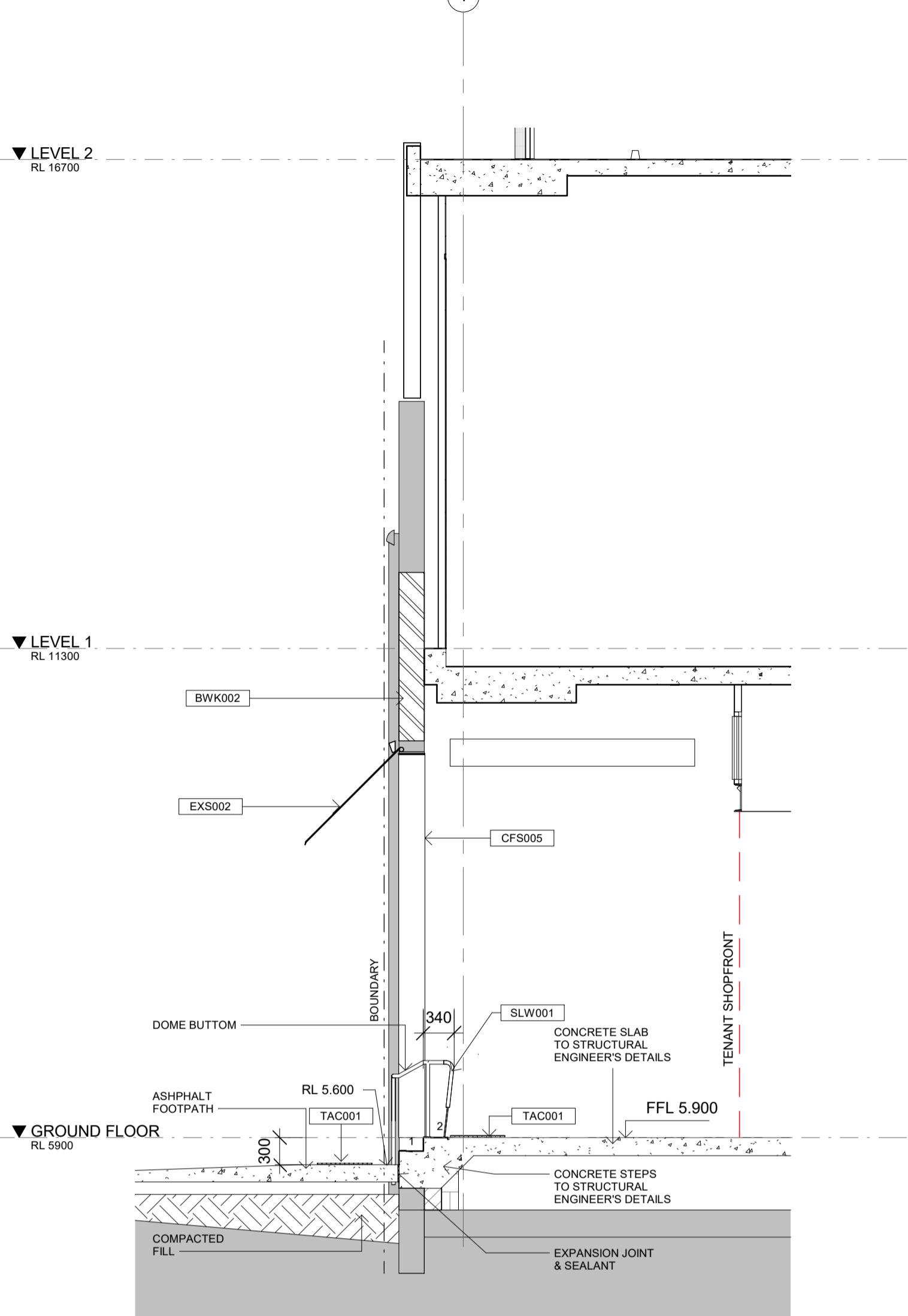
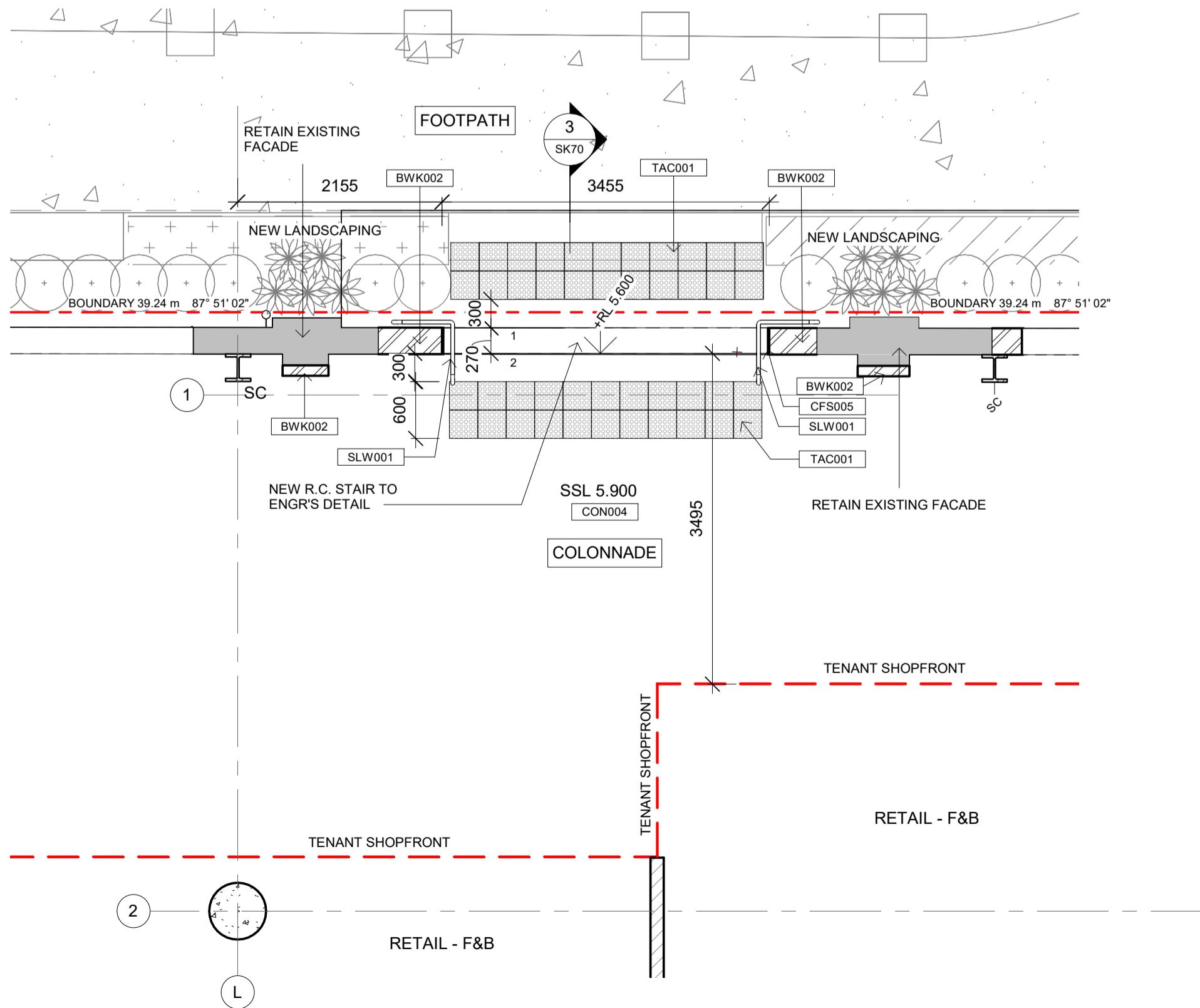


2 NORTH ELEVATION -STAIR 21  
1 : 50

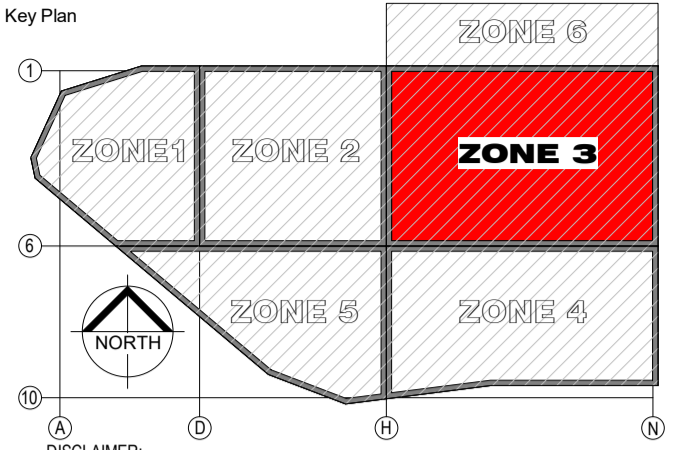


3 SECTION - STAIR 21  
1 : 50



1 PLAN - STAIR 21  
1 : 50

© COPYRIGHT:  
USE FIGURED DIMENSIONS IN PREFERENCE TO SCALED.  
ALL DIMENSIONS TO BE VERIFIED AND CHECKED ON SITE.



DISCLAIMER:  
THIS PARTIALLY COMPLETE DESIGN DOCUMENT IS INTENDED TO CONVEY THE DESIGN INTENT AND CANNOT BE READ IN ISOLATION. REFER ALL SCHEDULES, SPECIFICATIONS, ENGINEERING AND SERVICES DOCUMENTATION AS COORDINATED TO DATE. FURTHER DESIGN DEVELOPMENT AND COORDINATION FOR ALL DISCIPLINES IS REQUIRED POST-TENDER PURSUANT TO THE COMMENCEMENT PERIOD FOR CONSTRUCTION DOCUMENTATION.  
SPECIFICATIONS TAKE PRECEDENTS OVER INFORMATION CONTAINED ON DRAWINGS. ALL DISCREPANCIES TO BE CONFIRMED WITH THE ARCHITECT PRIOR TO COMMENCEMENT OF WORKS.

TAG	DESCRIPTION
BWK002	EXTERIOR - RECYCLED BRICKWORK
CFS005	HOT ROLLED STEEL PLATE WITH CLEAR MATT FINISH, REFER TO SCHEDULE
CON004	SUSPENDED CONCRETE SLAB - REFER TO S.ENG DETAILS
CPS001	EXTERIOR - GALVANISED STEEL SHEETING
EXS002	FIXED CANVAS AWNING - REFER TO SCHEDULE
OF	
SLW001	HOT ROLLED STEEL BALUSTRADE WITH CLEAR MATT FINISH FLOOR MOUNTED
TAC001	INDIVIDUAL TACTILE INDICATORS TO COMPLY WITH RELEVANT AUSTRALIAN STANDARD 1428.1