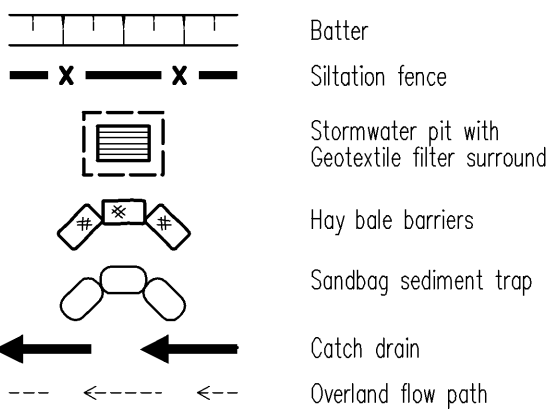


EROSION AND SEDIMENT CONTROL LEGEND



This drawing is copyright and is the property of TAYLOR THOMSON WHITTING (NSW) Pty Ltd and must not be used without authorisation.

EROSION AND SEDIMENT CONTROL NOTES

- All work shall be generally carried out in accordance with:  
(A) Local authority requirements,  
(B) EPA - Pollution control manual for urban stormwater,  
(C) Department of conservation and land management manual- "Urban Erosion & Sediment Control".
- Erosion and sediment control drawings and notes are provided for the whole of the works. Should the Contractor stage these works then the design may require to be modified. Variation to these details may require to be approved by the relevant authorities. The erosion and sediment control plan shall be implemented and adopted to meet the varying situations as work on site progresses.
- Maintain all erosion and sediment control devices to the satisfaction of the superintendent and the local authority.
- When stormwater pits are constructed prevent site runoff entering the pits unless silt fences are erected around pits.
- Minimise the area of site being disturbed at any one time.
- Protect all stockpiles of materials from scour and erosion. Do not stockpile loose material in roadways, near drainage pits or in watercourses.
- All soil and water control measures are to be put back in place at the end of each working day, and modified to best suit site conditions.
- Control water from upstream of the site such that it does not enter the disturbed site.
- All construction vehicles shall enter and exit the site via the temporary construction entry/exit.
- All vehicles leaving the site shall be cleaned and inspected before leaving.
- Maintain all stormwater pipes and pits clear of debris and sediment. Inspect stormwater system and clean out after each storm event.
- Clean out all erosion and sediment control devices after each storm event.

Sequence Of Works

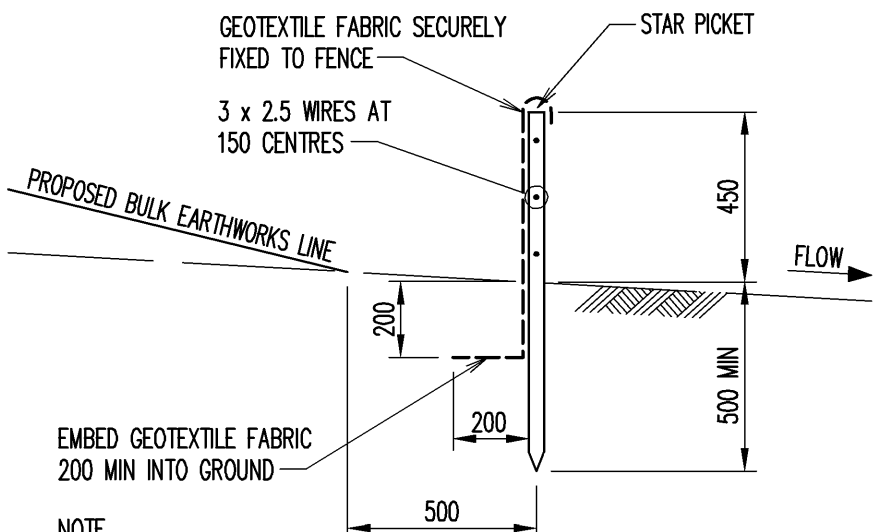
- Prior to commencement of excavation the following soil management devices must be installed.
- Construct silt fences below the site and across all potential runoff sites.
- Construct temporary construction entry/exit and divert runoff to suitable control systems.
- Construct measures to divert upstream flows into existing stormwater system.
- Construct sedimentation traps/basin including outlet control and overflow.
- Construct turf lined swales.
- Provide sandbag sediment traps upstream of existing pits.
- Construct geotextile filter pit surround around all proposed pits as they are constructed.
- On completion of pavement provide sand bag kerb inlet sediment traps around pits.
- Provide and maintain a strip of turf on both sides of all roads after the construction of kerbs.

Stock piles

stock piles are to be set up with approved sediment control devices on the lower slope. Stock piles are reserve of materials stored on site for later use in construction or landscaping. This includes timber, mulch, top soil, gravel, sand etc. Building waste is also to be protected in a separate area if possible

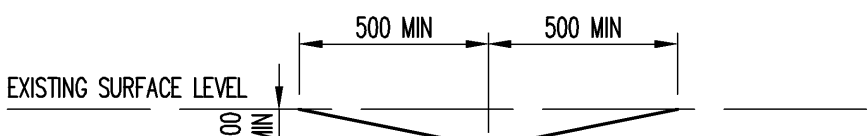
Pump out

any accumulated water contaminated with sediment, from a sediment basin or excavation pit, is to be flocculated or filtered in order to lower the suspended solid load to less than 50mg per litre gypsum gas or other approved flocculant should be applied within 24 hours of the end of the storm event. The gypsum must be spread evenly over the entire water surface. Pumping is not to occur for at least 36 hours and preferably 48 hours after application. Clean water is to be discharged to the water table via a hole ball sediment filter in a way that does not pick up sediment that has dropped to the bottom. Note: gypsum is a hydrated form of calcium sulphate and is available at many swimming pool shops and hardware stores.



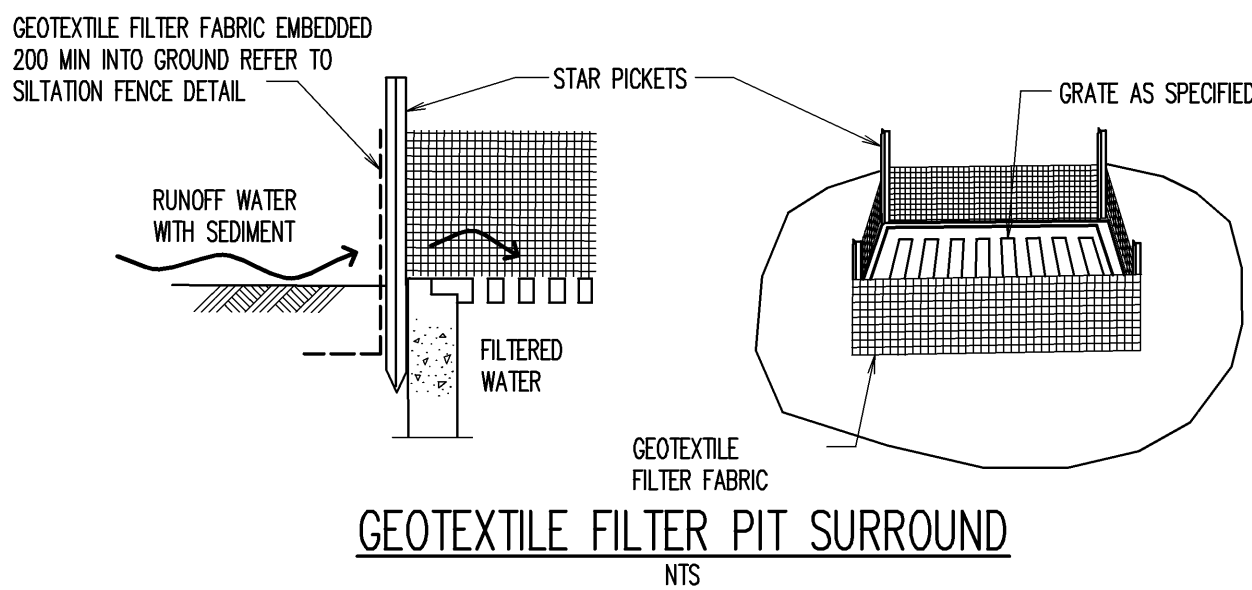
SILTATION FENCE DETAIL

SCALE 1: 20



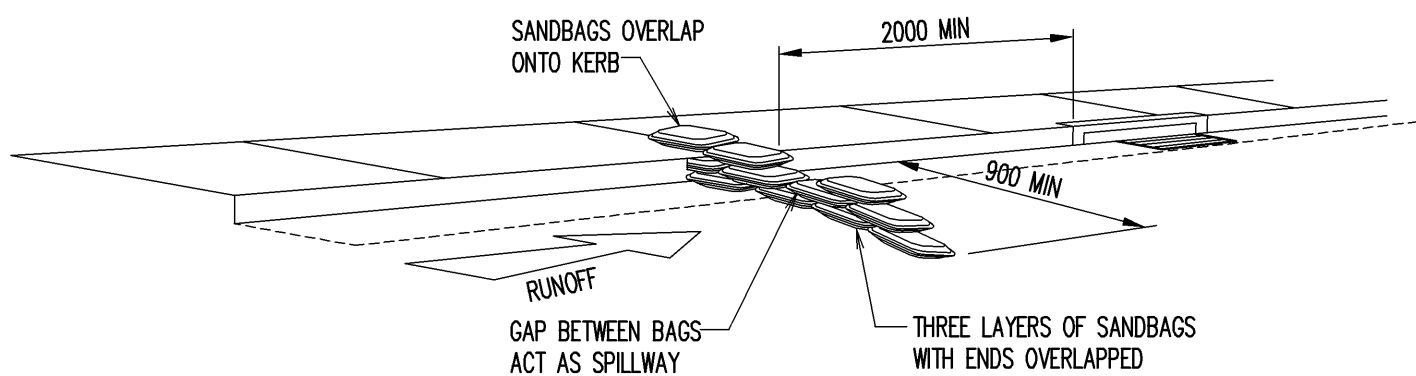
TYPICAL SECTION THROUGH CATCH DRAIN

SCALE 1: 20



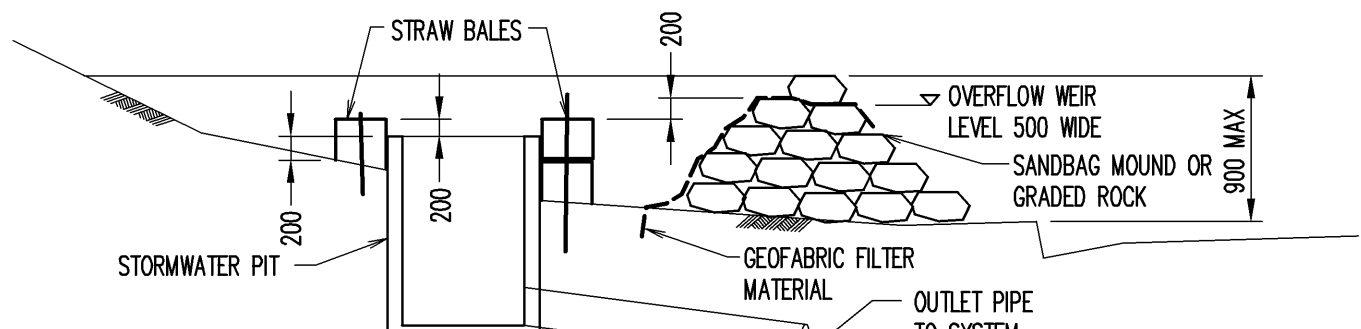
GEOTEXTILE FILTER PIT SURROUND

NTS



SANDBAG KERB INLET SEDIMENT TRAP - TYPE A

NTS




SEDIMENTATION TRAP

NTS

Architect

ARCHITECTUS  
LEVEL 3, 341 GEORGE ST SYDNEY NSW 2000



TaylorThomsonWhitting  
Consulting Engineers  
48 Chandos Street St Leonards NSW 2065  
T: +61 2 9439 7288 F: +61 2 9439 3146 ttwswyd@ttw.com.au

Scale : A1  
1:200  
Drawn  
EN  
Authorised  
PY

Job No  
071496  
Drawing No  
SKC02  
Revision  
P2

Plot File Created: Feb 05, 2009 - 11:53am

PRELIMINARY