

1. Property Boundary, 2. Turf verge, 3. tree 6-8m crown spread, 20-30m cu soil volume, 4. Tree in bioswale

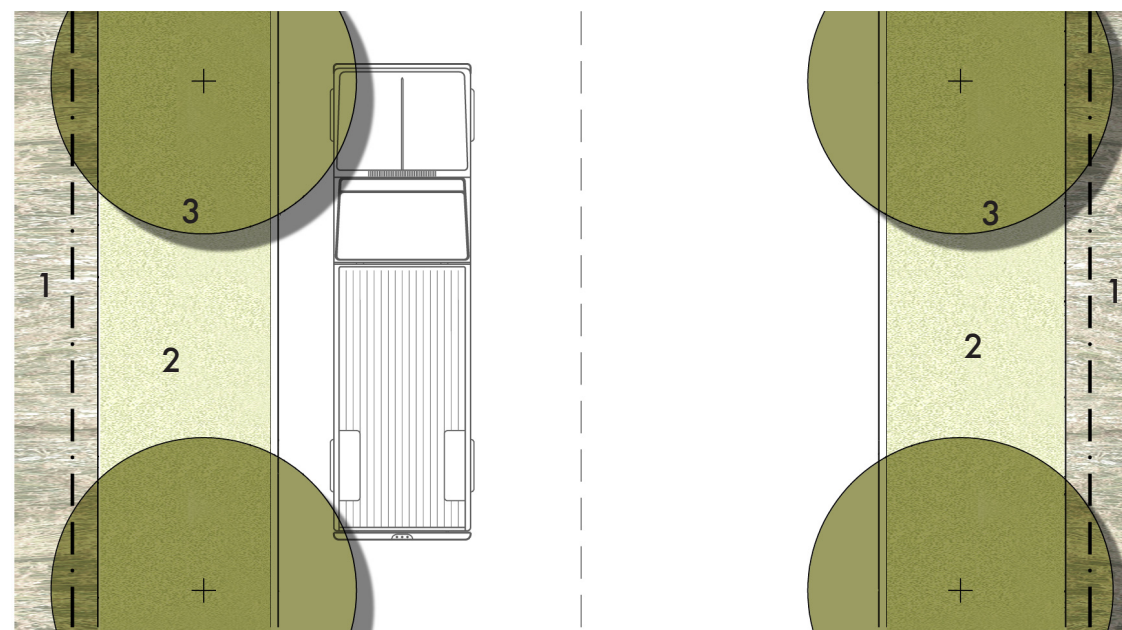
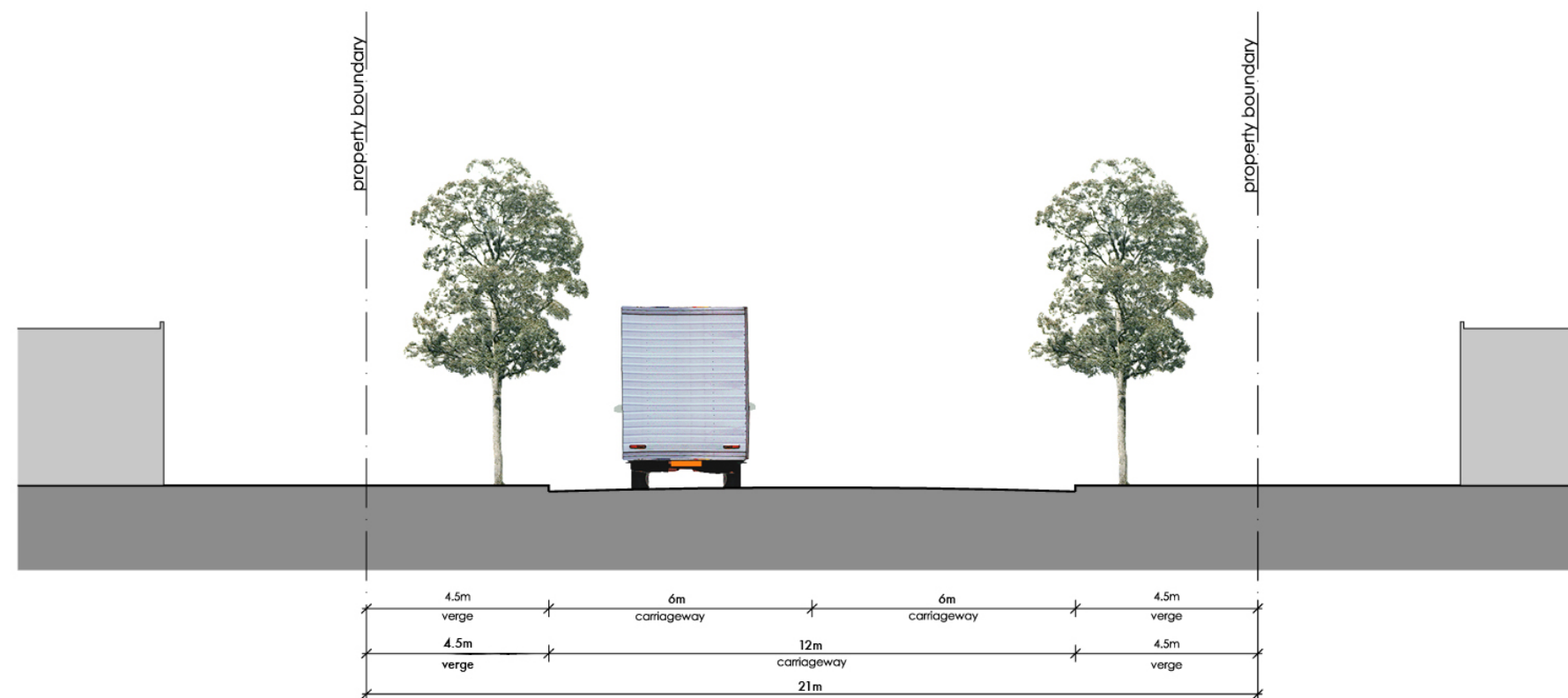
Project:
**Coal & Allied Northern Estate
 Black Hill**

Section:
**Industrial Road (with swale) - 21m
 Section 1-1**

Date:
07.09.2009

Landscape Architect:





1. Property Boundary, 2. Turf verge, 3. tree 6-8m crown spread, 20-30m cu soil volume

Project:
**Coal & Allied Northern Estate
Black Hill**

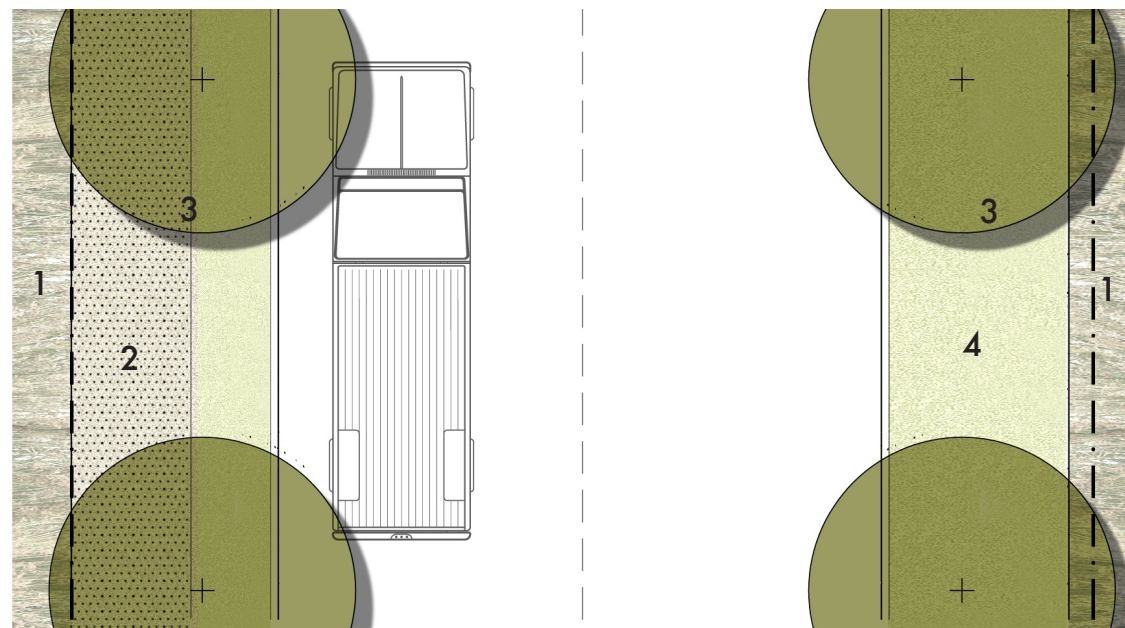
Section:
**Industrial Road (without swale) — 21m
Section 2-2**

Date:
07.09.2009

Landscape Architect:

 **JMD design**

131 Catherine Street
Leichhardt NSW 2040
T (02) 9564 1186 F (02) 9564 5303
info@jmdesign.com.au



1. Property Boundary, 2. Shared cycle/pedestrian path, 3. tree 6-8m crown spread, 20-30m cu soil volume
4. Turf verge

Project:
**Coal & Allied Northern Estate
Black Hill**

Section:
**Collector Industrial Road (without swale) — 23m
Section 3-3**

Date:
07.09.2009

Landscape Architect:



JMD design
131 Catherine Street
Leichhardt NSW 2040
T (02) 9564 1186 F (02) 9564 5303
info@jmdesign.com.au