









FIGURE 5: ADJUNGBILLY WIND FARM- PROPOSED GRID CONNECTION TO EXISTING POWER LINES

Legend

-  Landowner Boundary
- Power Lines**
 -  default
 -  132kV
 -  330kV
 -  66kV
- Proposed Grid Connection**
 -  Proposed Alternative Grid
 -  Proposed Intra-site Connection
 -  Substation

Scale 1:50 000

Project Name:
Adjungbilly Wind Farm

Date:
29th June 2010

Author:
Magdalene Teo

Source:
LPI / Transgrid



Disclaimer:
This drawing/figure is copyright and shall remain the property of CBD Energy Ltd. This drawing/figure is indicative only and CBD Energy Ltd does not and cannot warrant that the information contained is accurate and therefore cannot and does not accept any liability for error, omission or misstatements

