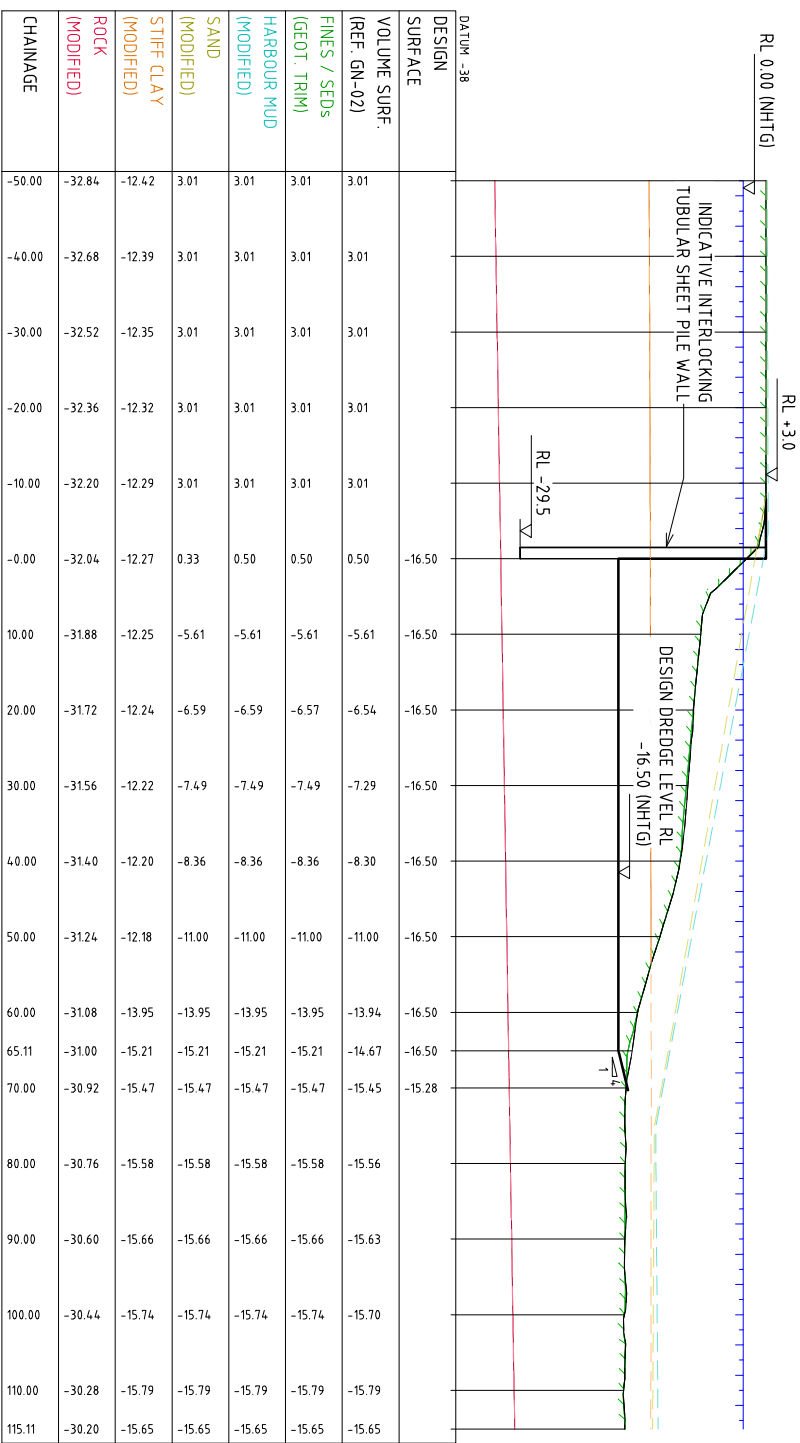
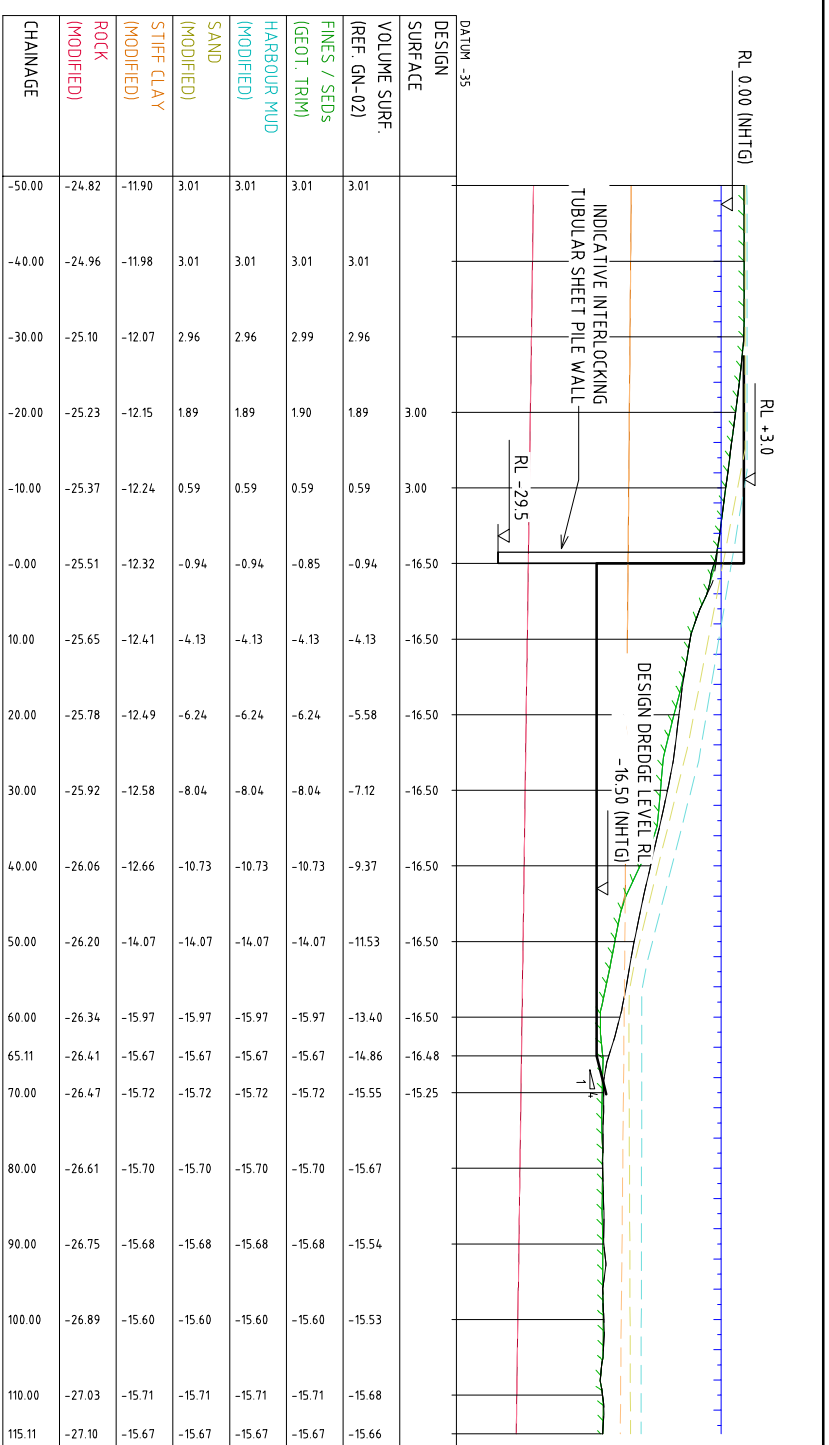


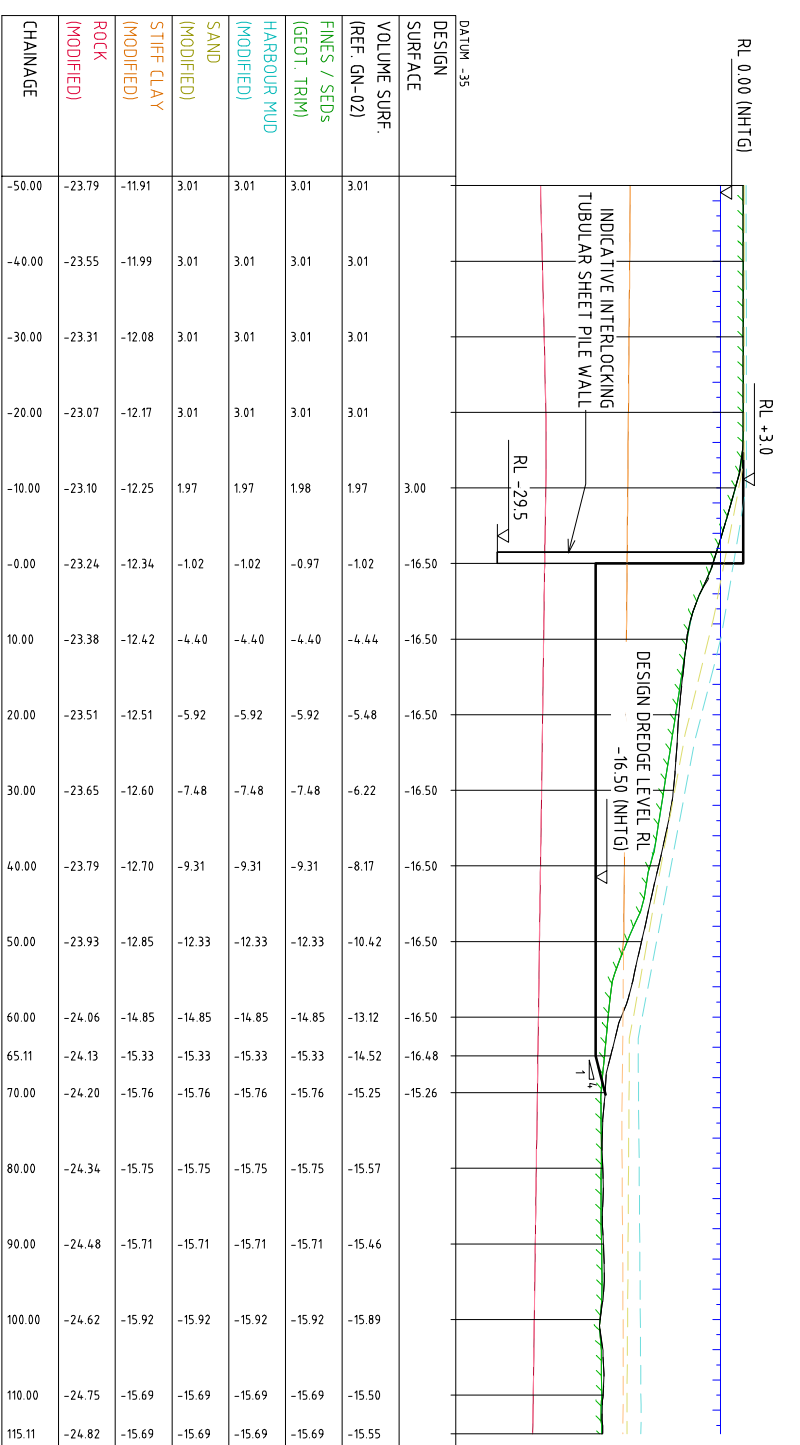
DYKE 3 - SECTION CH 120.00 CROSS SECTION  
SCALE HORIZONTAL 1:500  
SCALE VERTICAL 1:500



DYKE 3 - SECTION CH 30.00 CROSS SECTION  
SCALE HORIZONTAL 1:500  
SCALE VERTICAL 1:500



DYKE 3 - SECTION CH 300.00 CROSS SECTION  
SCALE HORIZONTAL 1:500  
SCALE VERTICAL 1:500



DYKE 3 - SECTION CH 210.00 CROSS SECTION  
SCALE HORIZONTAL 1:500  
SCALE VERTICAL 1:500

REV	DATE	ISSUED FOR INTERNAL REVIEW	REVISION DESCRIPTION	DRAWN	DRAFT CHK	DESIGNED	ENG CHK	APPROVED	CUSTOMER
A	30.7.10	ISSUED FOR INTERNAL REVIEW AND COMMENT		MLC	MLC	NPC	MP		
B	30.07.10	ISSUED FOR CLIENT REVIEW		MLC	MLC	NPC	MP		

INITIALS SHOWN IN THE ADJACENT ISSUE RECORDS INDICATE THE STAGES UNDERTAKEN IN THE DRAWING APPROVAL PROCESS. DRAWINGS ARE ONLY VALID IF THE SIGNATURES AND THEN ONLY AS NOTED FOR THE ORIGINAL OF THE DRAWING. THE ORIGINAL OF THE DRAWING SHOULD BE KEPT BY WORKLEY PARSONS.

Customer  
NEWCASTLE PORT CORPORATION  
Cnr Scott & Newcomen Sts  
NEWCASTLE 2300  
Ph (02) 4982 2222 Fax (02) 4982 2000

KEY  
Co-ordinate System:  
Integrated SurveyGrid  
Zone 56 /  
Central Meridian  
Datum: East.

Project Manager  
301020-02685

Workley Parsons  
resources & energy

NEWCASTLE PORT CORPORATION  
CAPITAL DREDGING PROJECT  
DYKE BERTH 3  
CROSS SECTIONS SHEET 1 of 1

DRG No 301020-02685-D3-04