

EXISTING KERB

B E L M O R E   S T R E E T

EXISTING KERB

J U N C T I O N   S T R E E T



EXISTING KERB




P O R T E R   S T R E E T

EXISTING KERB

Issue			Chkd GN
No.	Date	Description	
A	16/02/2011	FINAL DRAFT	

Any form of replication of this drawing in full or in part without the written permission of Noel Bell, Ridley Smith & Partners Pty Ltd constitutes an infringement of the copyright.  
ABN 16 002 247 565 © 2011  
Nominated Architects: Ridley Smith reg No.2268; Graham Thorburn reg No.5706  
Geoffrey Deane reg No.3766; Andrew Duffin reg No.5602; Garry Hoddinett reg No.5286

Notes	
---	EXISTING BOUNDARY
	BUILDING ENVELOPE ZONES
	PEDESTRIAN LINKS

	SOFT LANDSCAPE BUFFER / SCREEN ZONES
	SOFT / HARD LANDSCAPE
	VEHICLE ENTRY ZONE

Drawing Title  
Concept Plan Zoning

Project & Client  
Concept Plan for Crowle  
Gardens Development  
at  
76 Belmore Street, Ryde NSW 2112  
for  
Achieve Australia

Architect  
NBRS+PARTNERS  
Level 3, 4 Glen Street, Millsons Point, NSW 2061 Australia  
T: 61 2 9922 2344 F: 61 2 9922 1308  
E: architects@nbsap.com.au W: www.nbsap.com.au  
CAD File F:\09\09002\09002-mp\PlotSheets\09002-EA02.sht

Date 25/02/2011  
Scale 1:500 @ A3  
0 2.5 5 7.5 10 12.5 15m  
Drawing Reference  
09002-EA02-A