





LEGEND


 New Building. All excavations for building foundations within TPZ's to be undertaken in accordance with Section 13.19

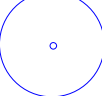
 Existing building to be demolished. All demolition works within TPZ to be undertaken in accordance with Section 13.18


 Proposed stormwater infrastructure. All pipelines within SRZ to be installed by thrust boring in accordance with Section 13.20

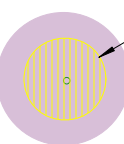
LEGEND

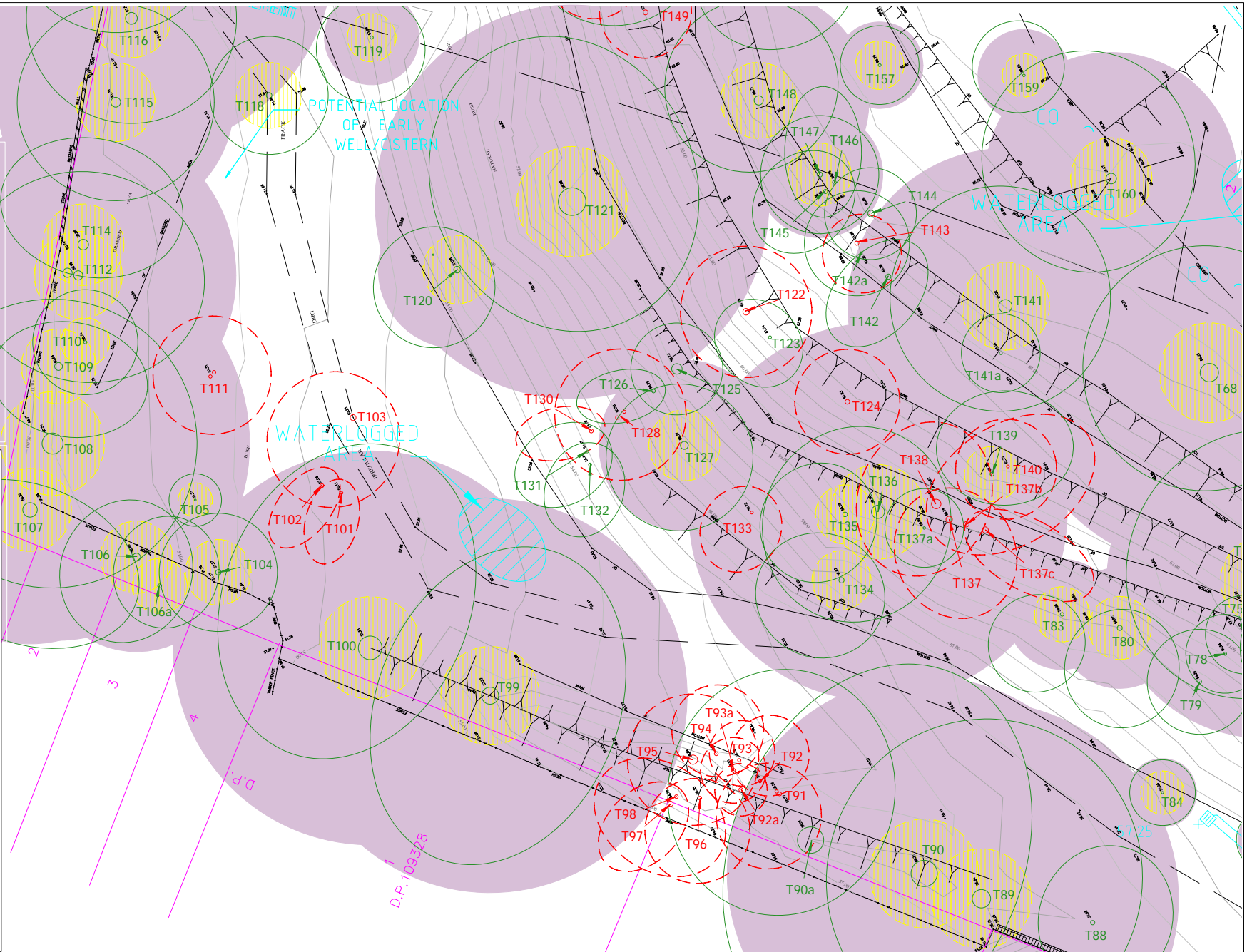
 Tree to be retained & protected in accordance with Tree Management Plan

 Tree to be removed in accordance with Section 13.16


 Tree to be pruned in accordance with Section 13.21

 Tree to be Transplanted (refer Landscape Plan)

 Structural Root Zone (SRZ)
Tree Protection Zone (TPZ)




APPENDIX 6
TREE PROTECTION PLAN SHOWING
TREE PROTECTION ZONES
 Graythwaite
 20 Edward Street, NORTH SYDNEY



Earthscape Horticultural Services
 Arboricultural and Horticultural Consultants
 PO Box 364
 BEROWRA NSW 2081
 Ph: 02 9456 4787
 Fax: 02 9456 5757 e: earthscape@iinet.net.au

Based on the Survey Drawing
 prepared by Rygate & Company Pty Ltd
 Dwg Ref No. 73949
 Dated 3rd February 2010



DWG No. TLP 7155 SHEET 5
 DATE: 30/11/2010